



(GB) Assembly instructions

(PL) Instrukcja montażu

(DE) Montageanleitung

(CZ) Montát'ní návod

(FR) Notice de montage


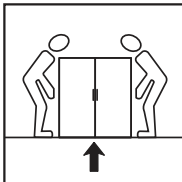


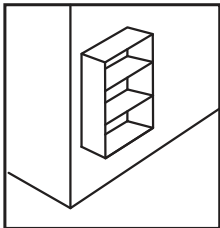
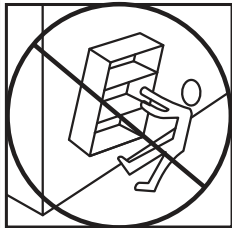
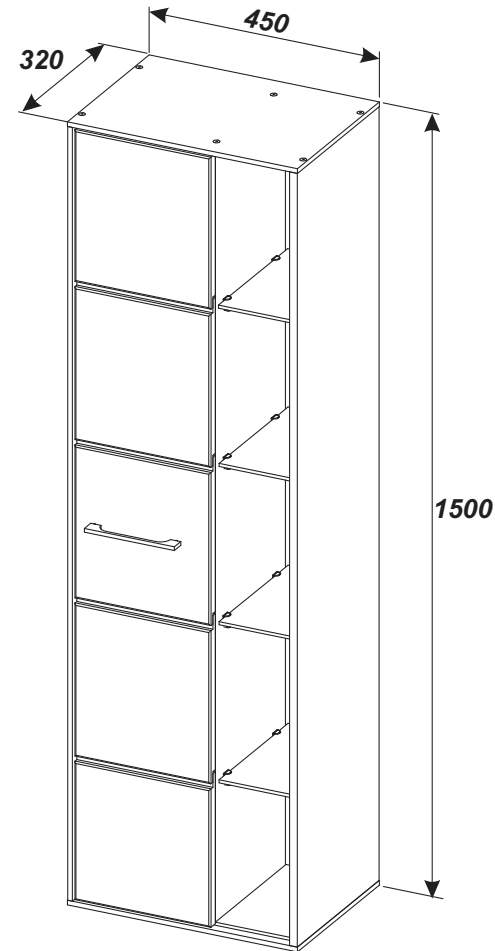

(SK) Návod na montát'

(NL) Handleiding voor de montage (HR) Montat'e

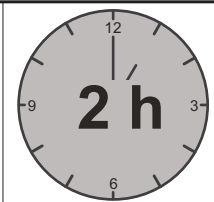
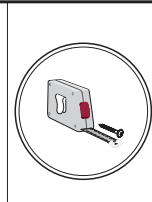


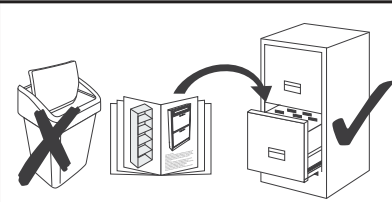
(IT) Istruzioni di montaggio (TR) Montaj talimat

(HU) Szerelési útmutató (RO) Instrucțiuni de montaj

(ES) Instrucciones de montaje (RU) Инструкции по монтажу



Mo	Tu	We	Th	Fr	Sa	Su
		1	2	3	4	5
6	7	8	9	10	11	12
13	14	15	16	17	18	19
20	21	22	23	24	25	26
27	28	29	30	31		



## Service • Assistenza • Dienstverlening • Serwis Servis • Szerviz • Servizio • Usluga •

Name • Nom • Nome • Naam • Nazwa  
Jméno • Názov • Név • Denumire  
Nombre • Ime • Isim

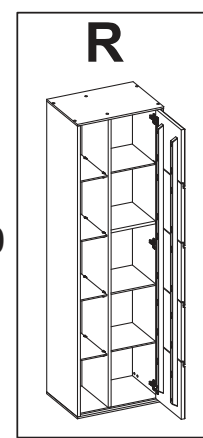

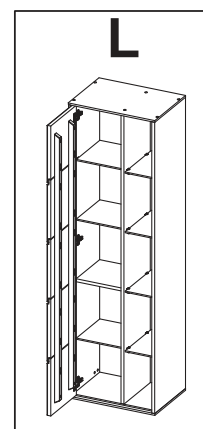

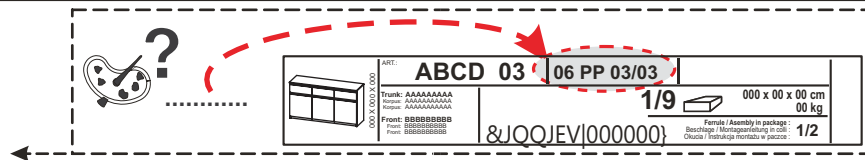
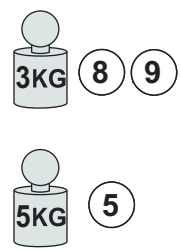

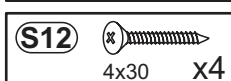
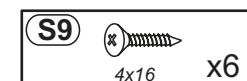
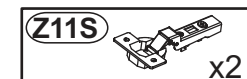

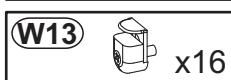
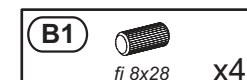

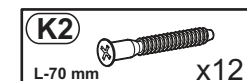
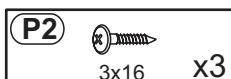
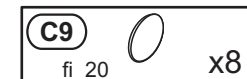
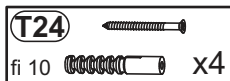
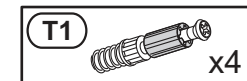

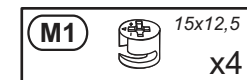
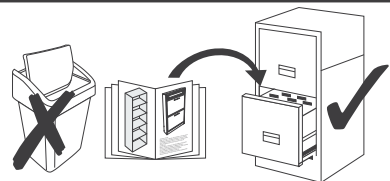
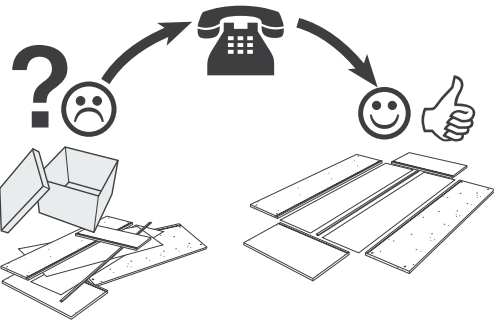
**VITO LAMBA 9127**

shop • geschäft • boutique • sklep • winkel •  
negozio • bolt • tienda • obchod • dučan • mađaza • magazin

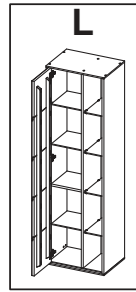
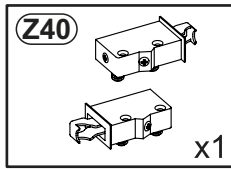
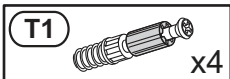
Nr. • No. • N° • říředř • Ć • Sz • Ne

**70-319-072**

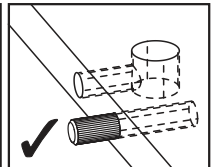
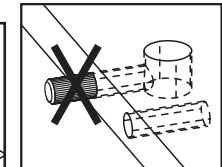
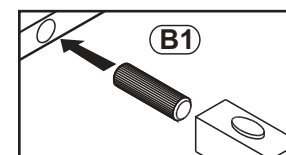
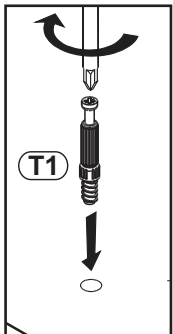
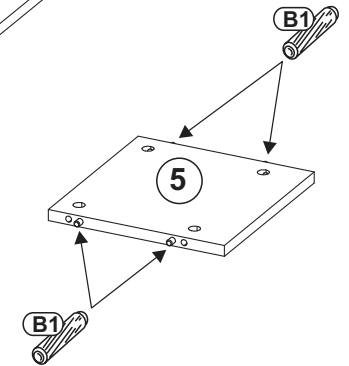
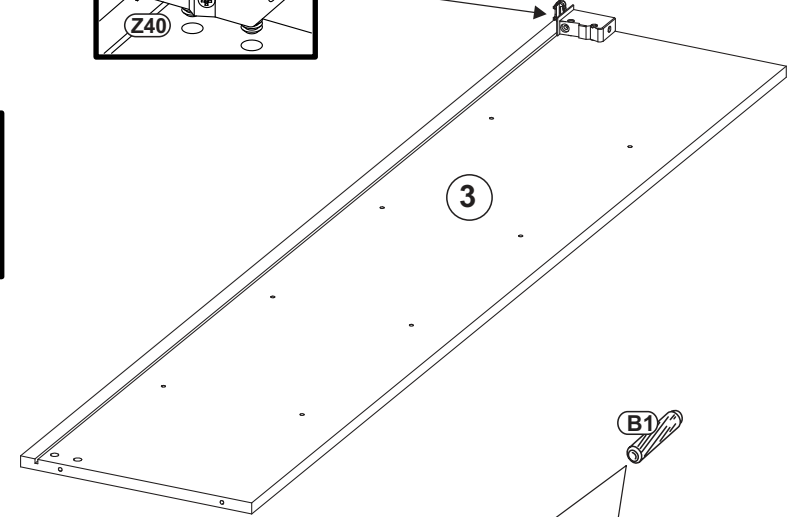
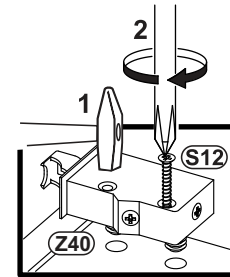
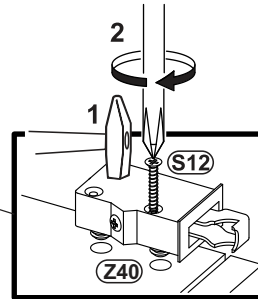
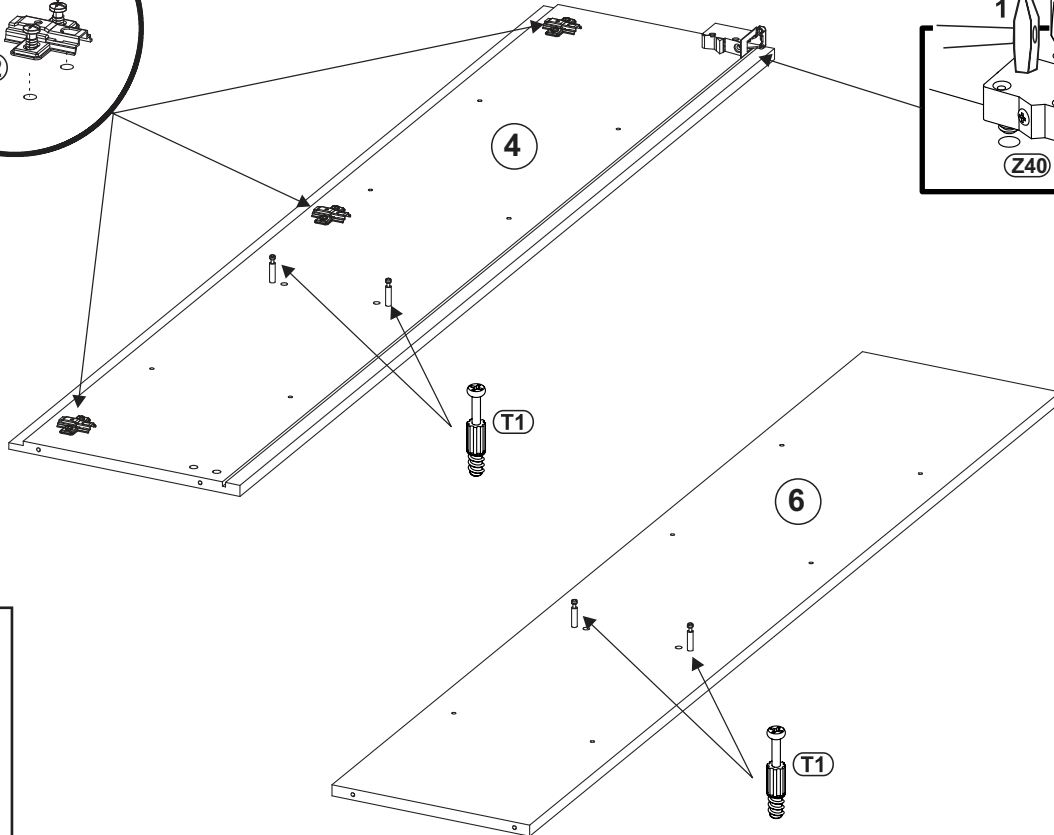
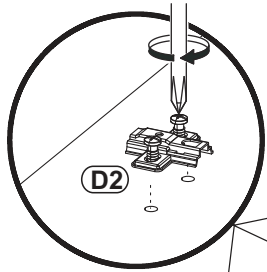
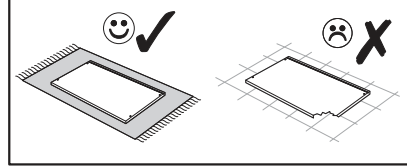
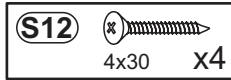
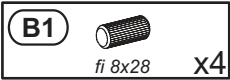
Typ • Type • Tip • Típus • Tipo



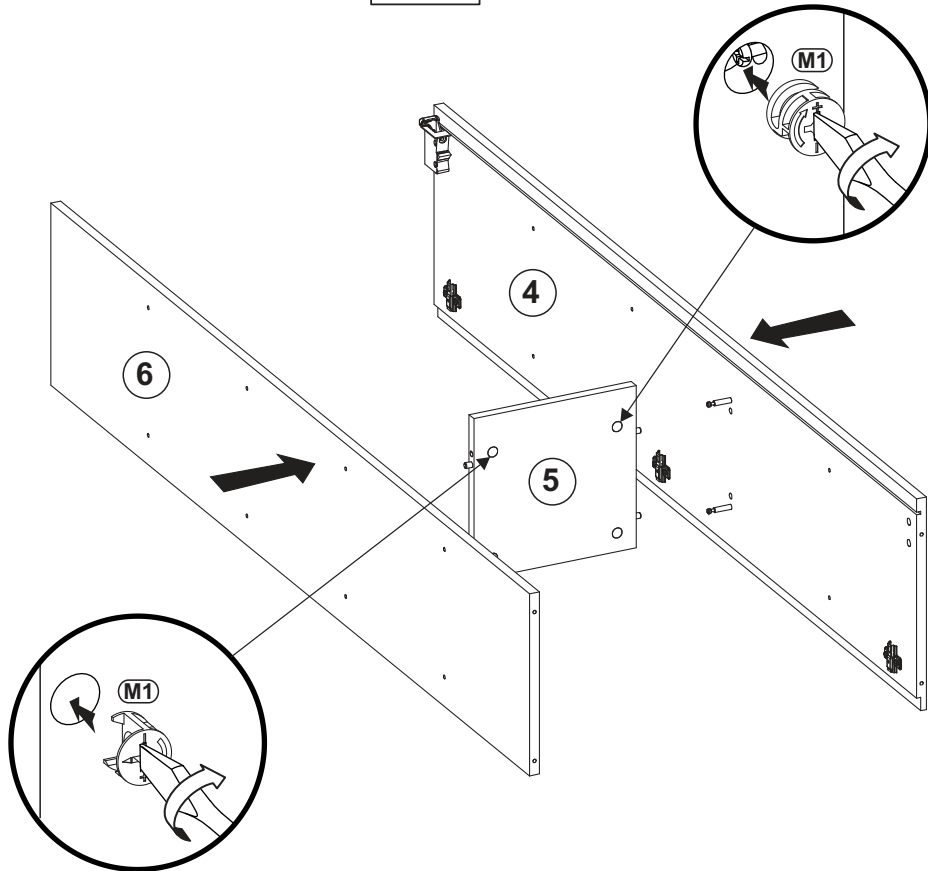

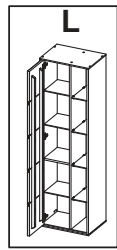
# 1



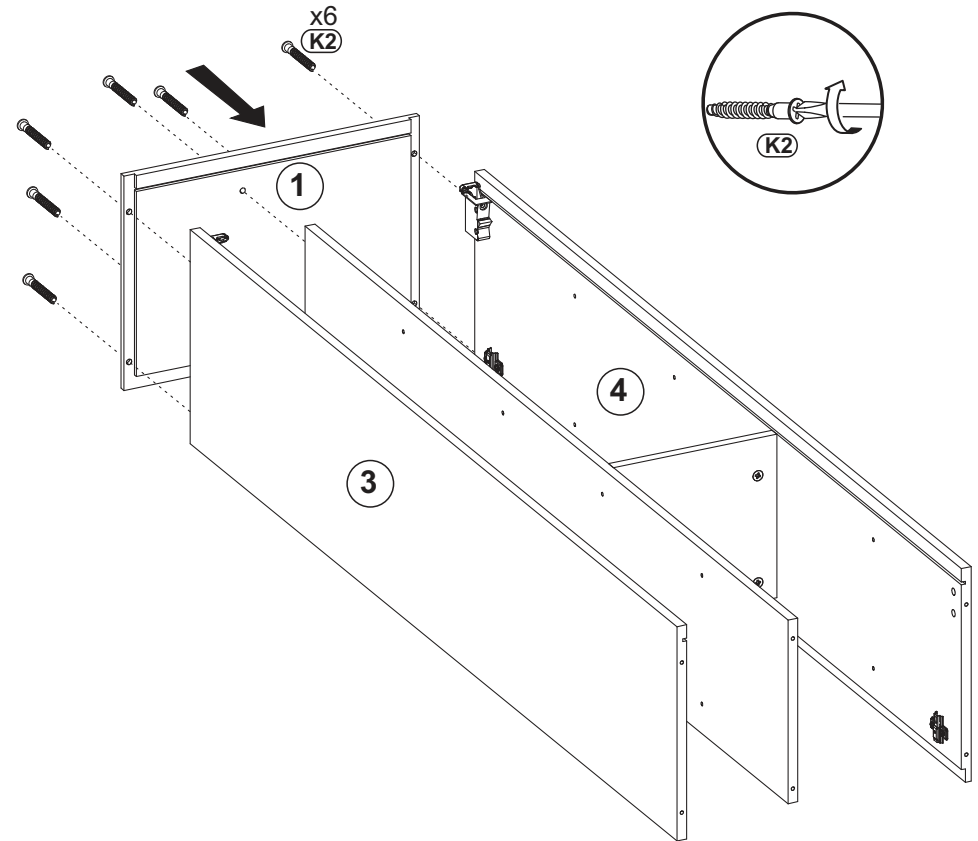
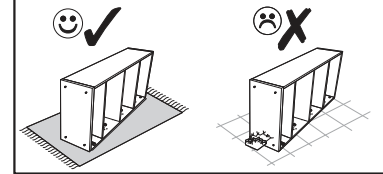
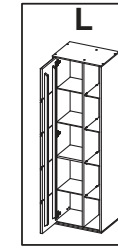
3/19 - 9/19



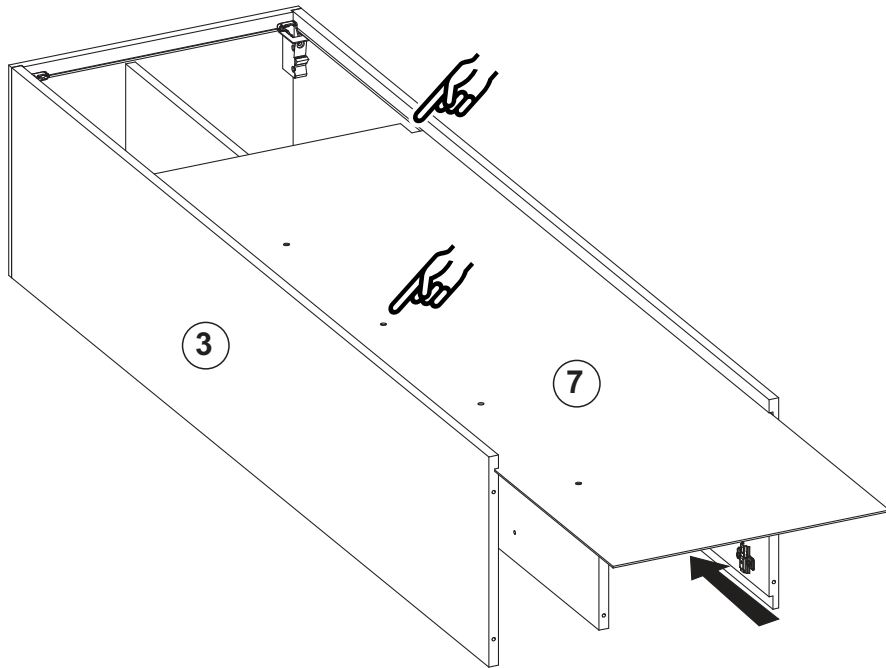

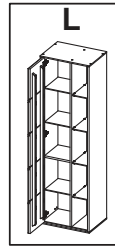
**2** **(M1)**  x4



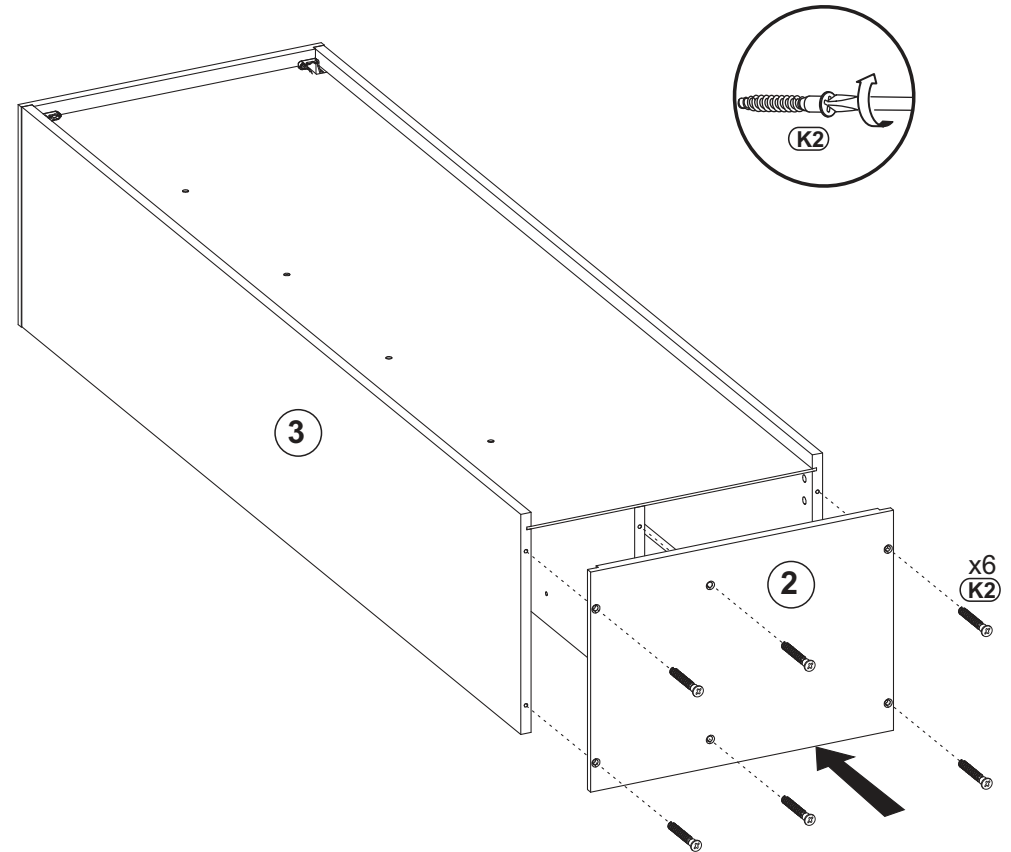
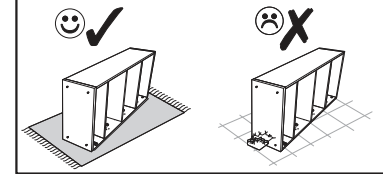
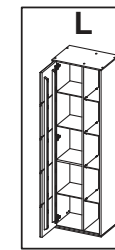
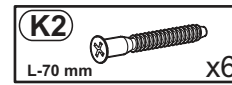
**3** **(K2)**  L-70 mm x6



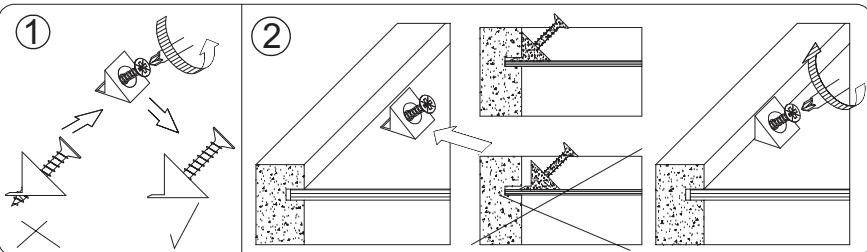
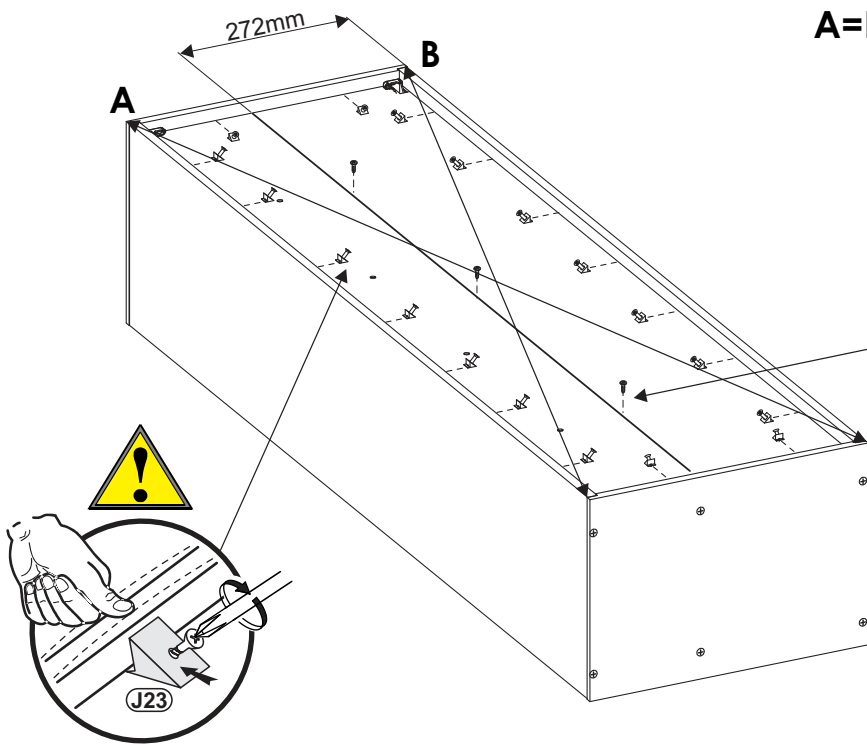
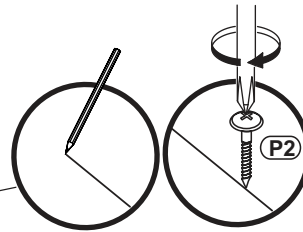


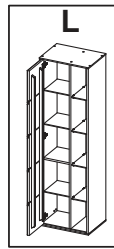
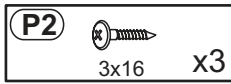
4



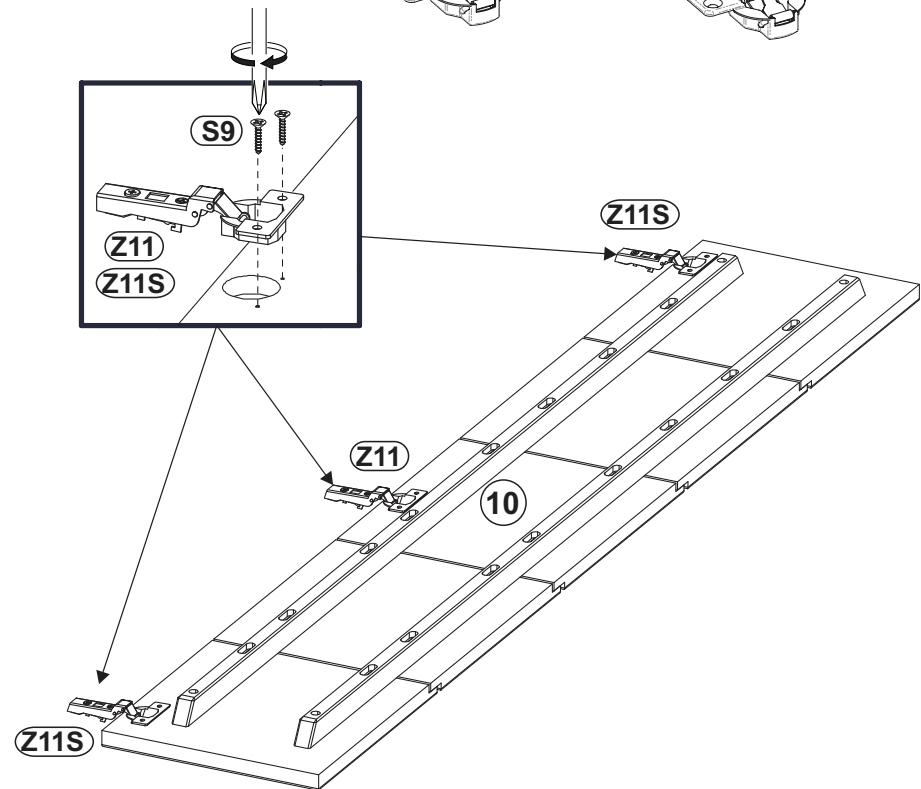
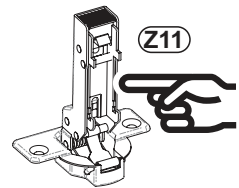
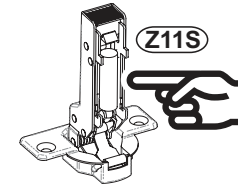
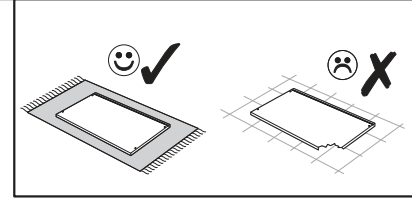
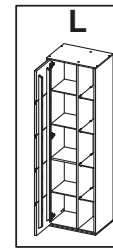
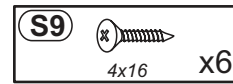
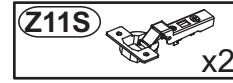

5




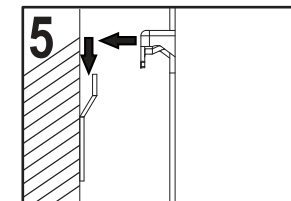
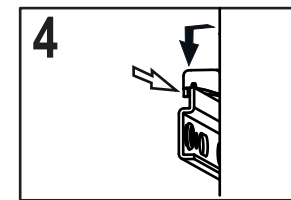
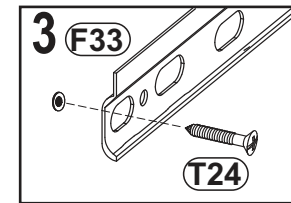
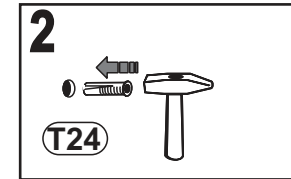
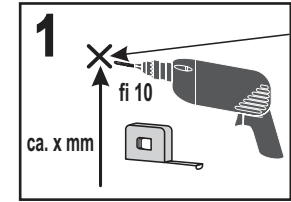
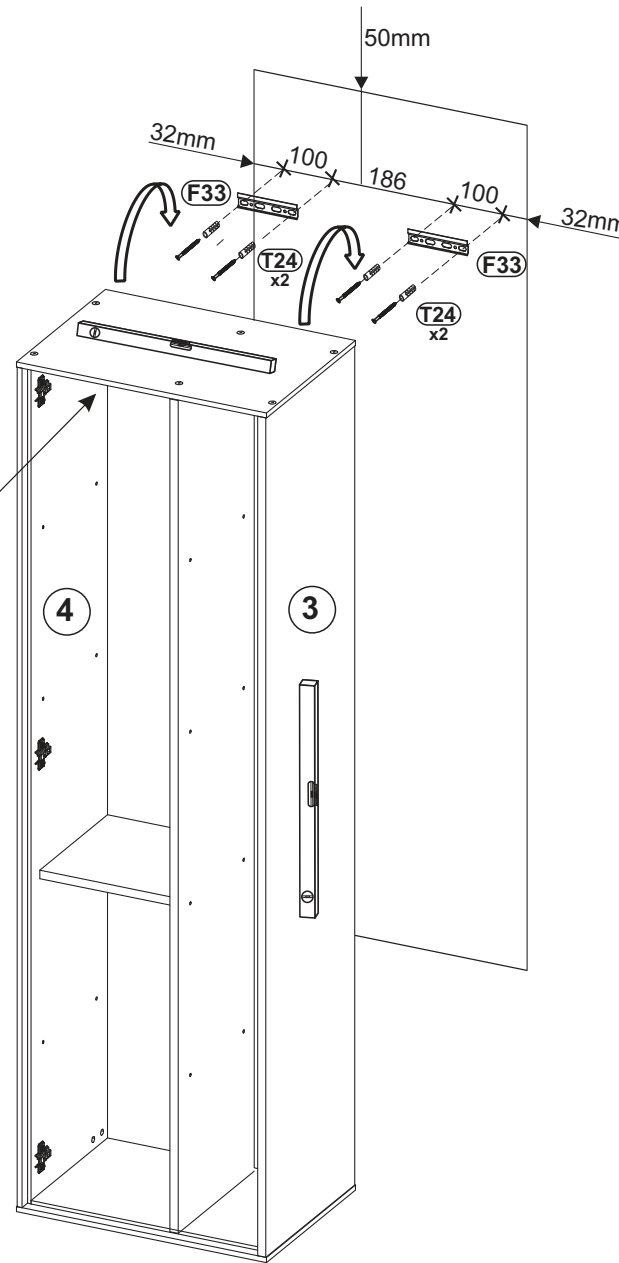
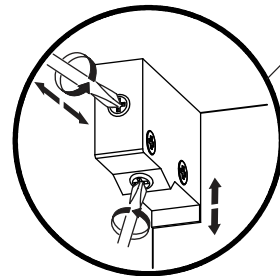
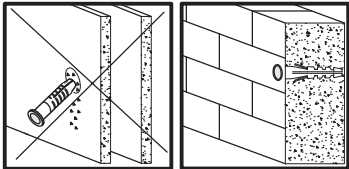
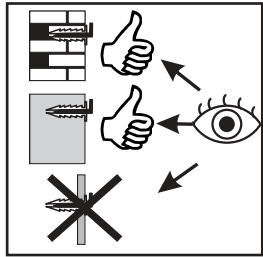
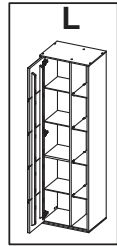
## 6



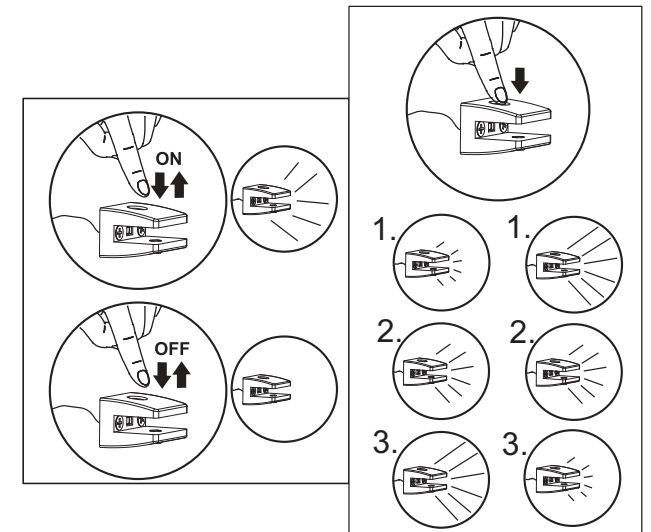
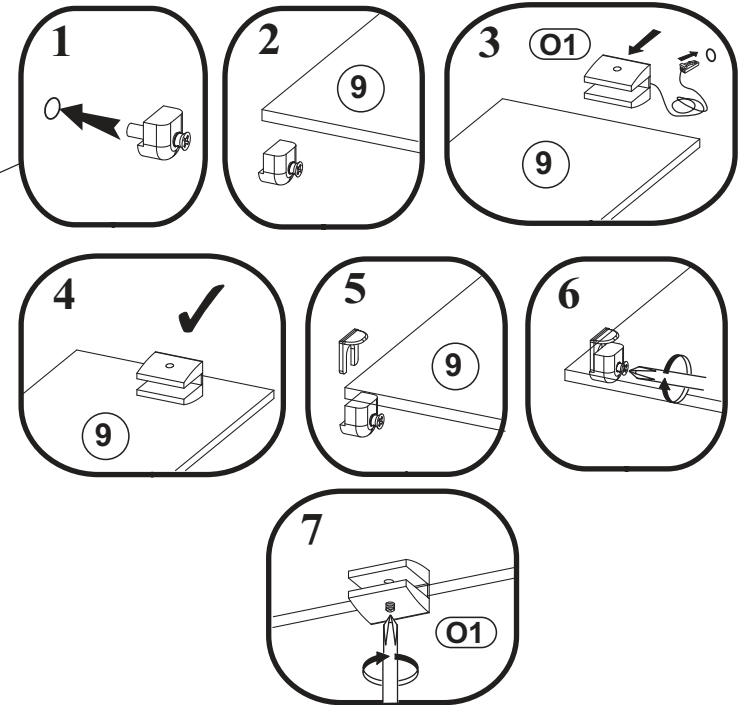
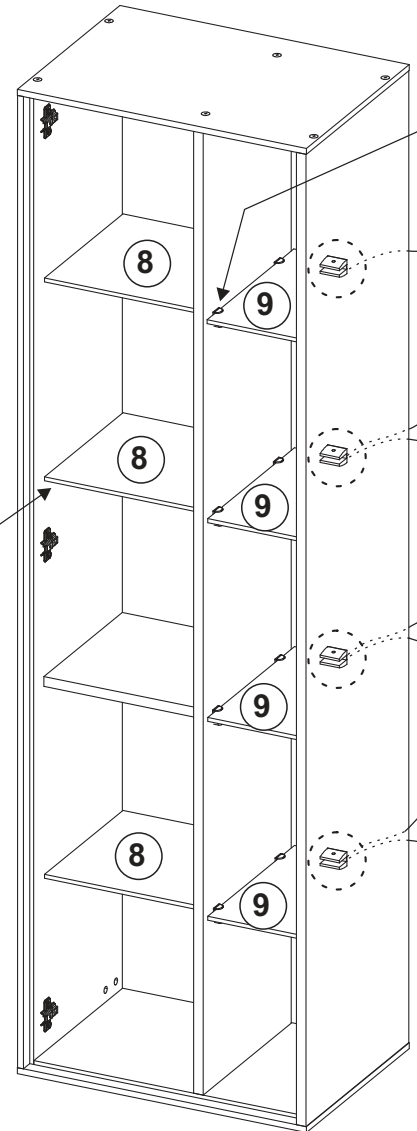

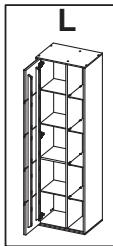
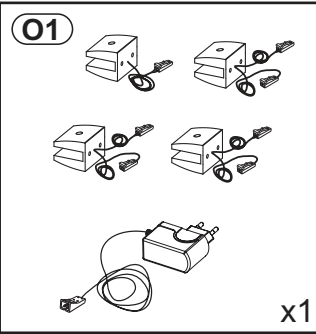
## 7



## 8

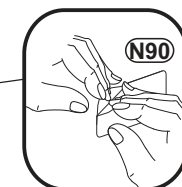
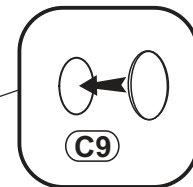
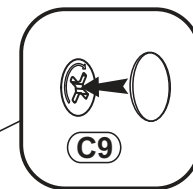
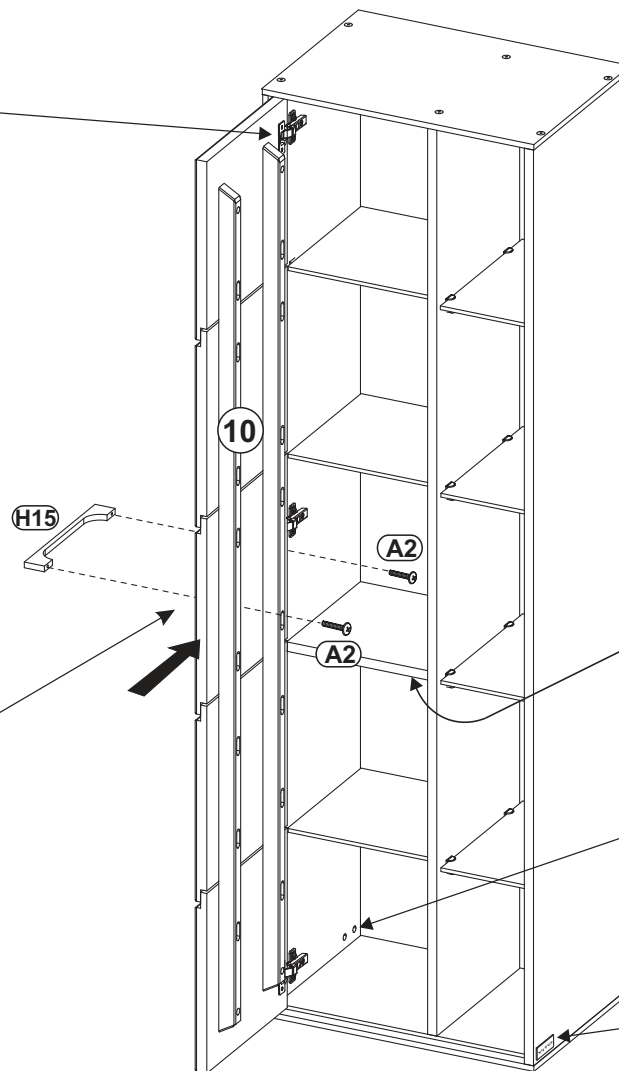
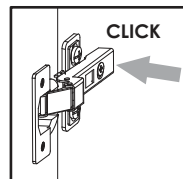
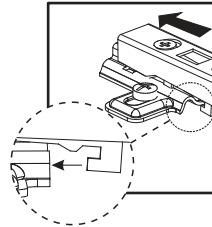

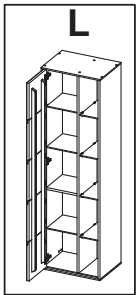
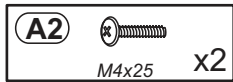


9

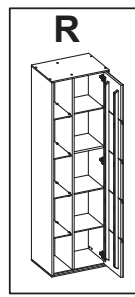
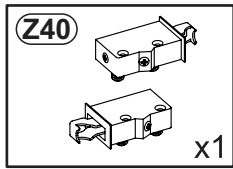

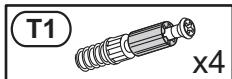





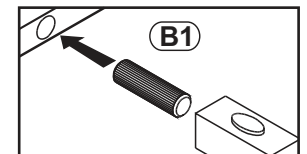
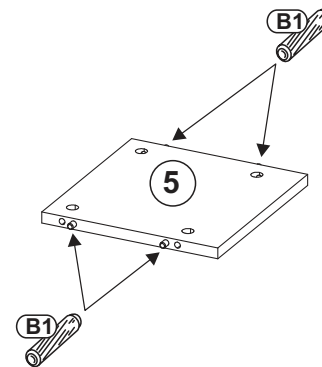
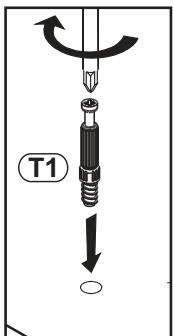
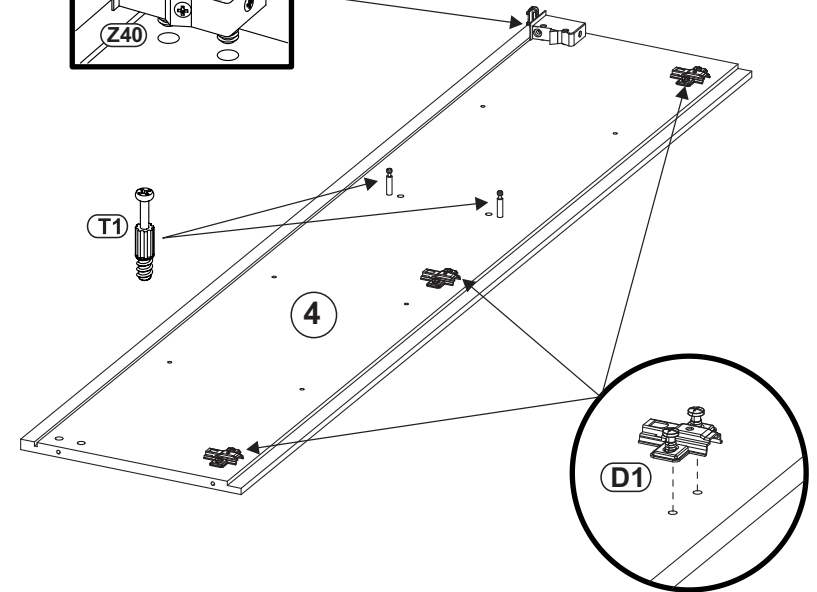
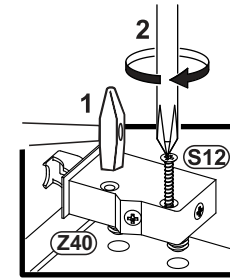
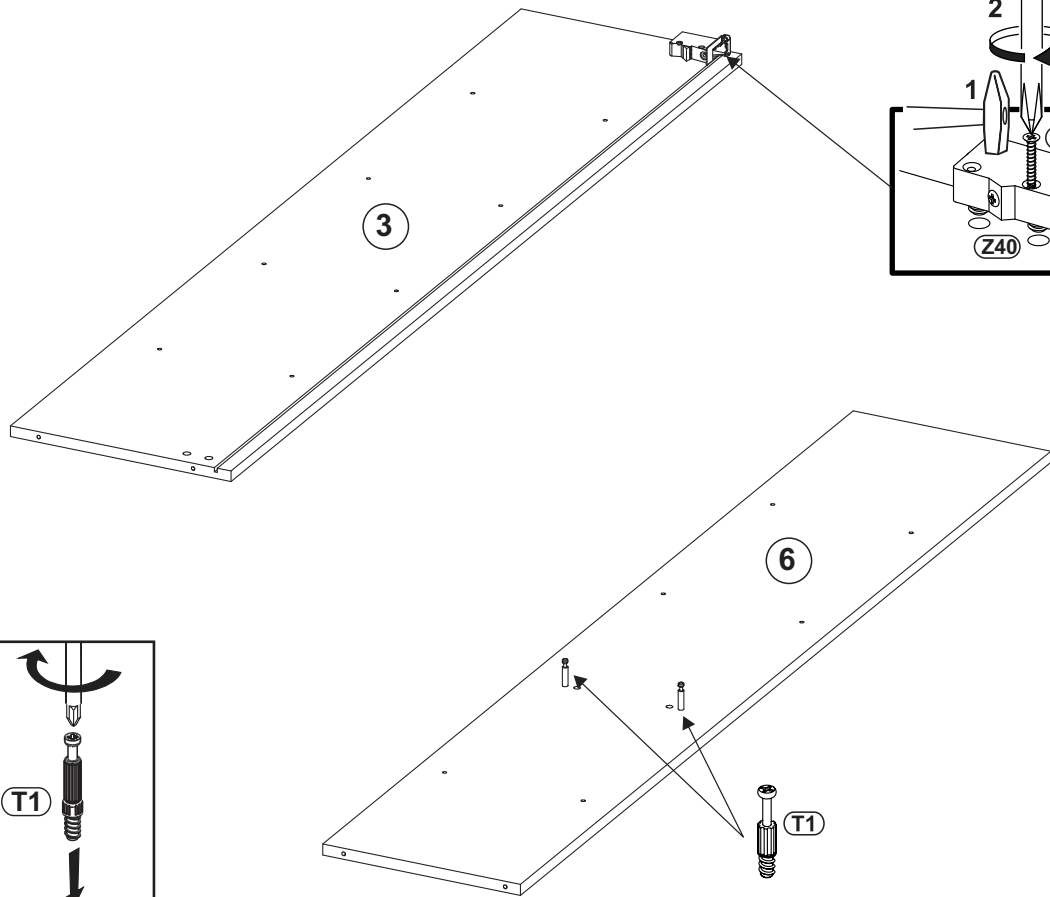
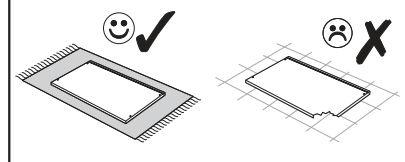
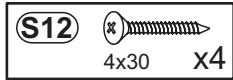
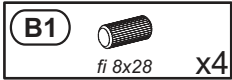
10



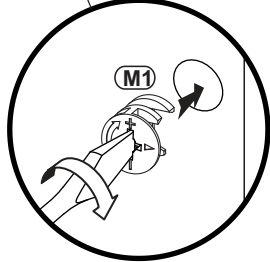
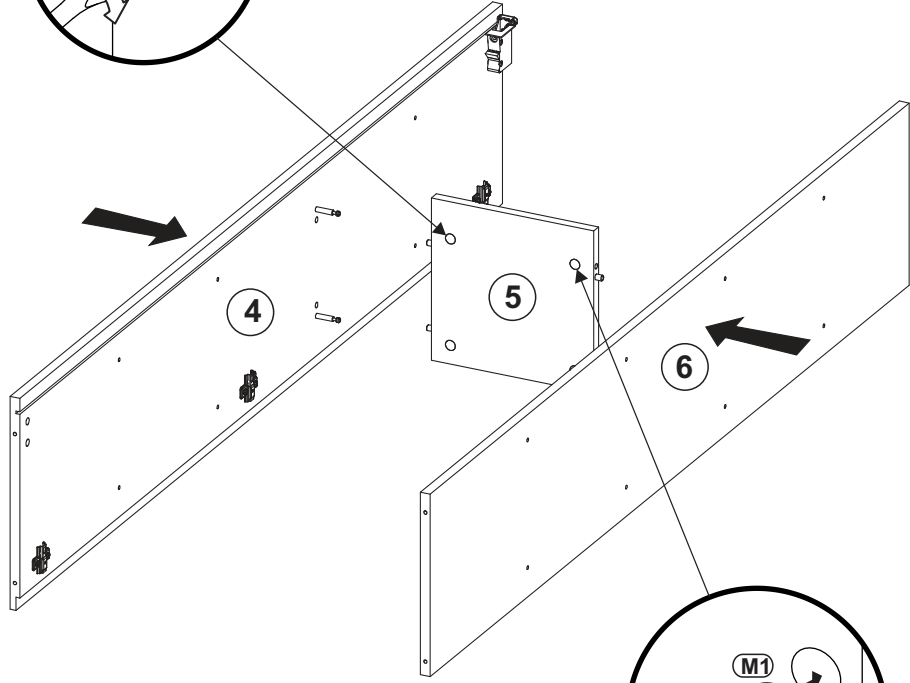
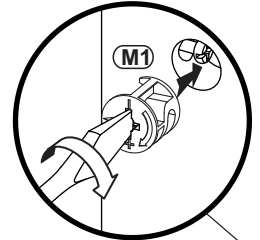
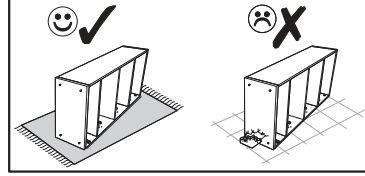
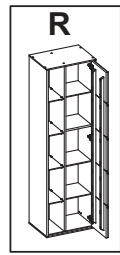
# 1

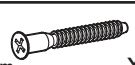


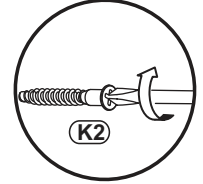
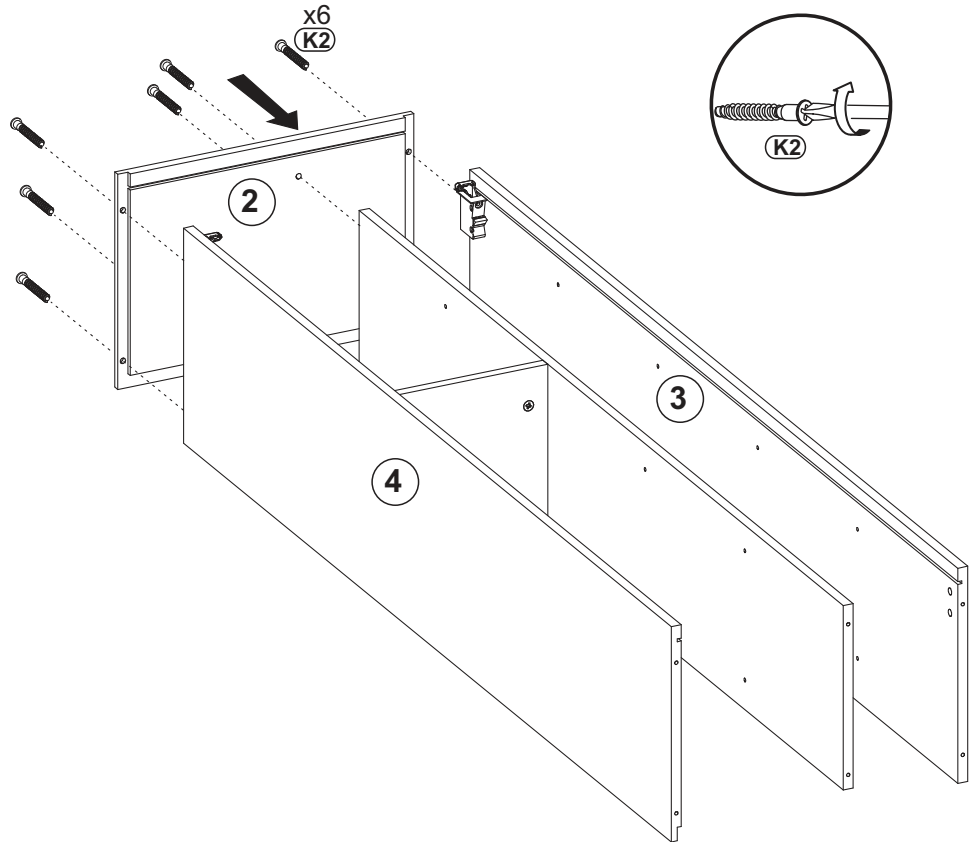
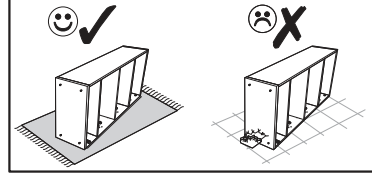
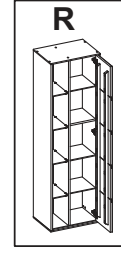
10/19 - 16/19




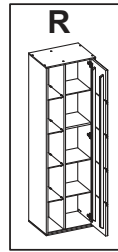
**2** **M1**  x4



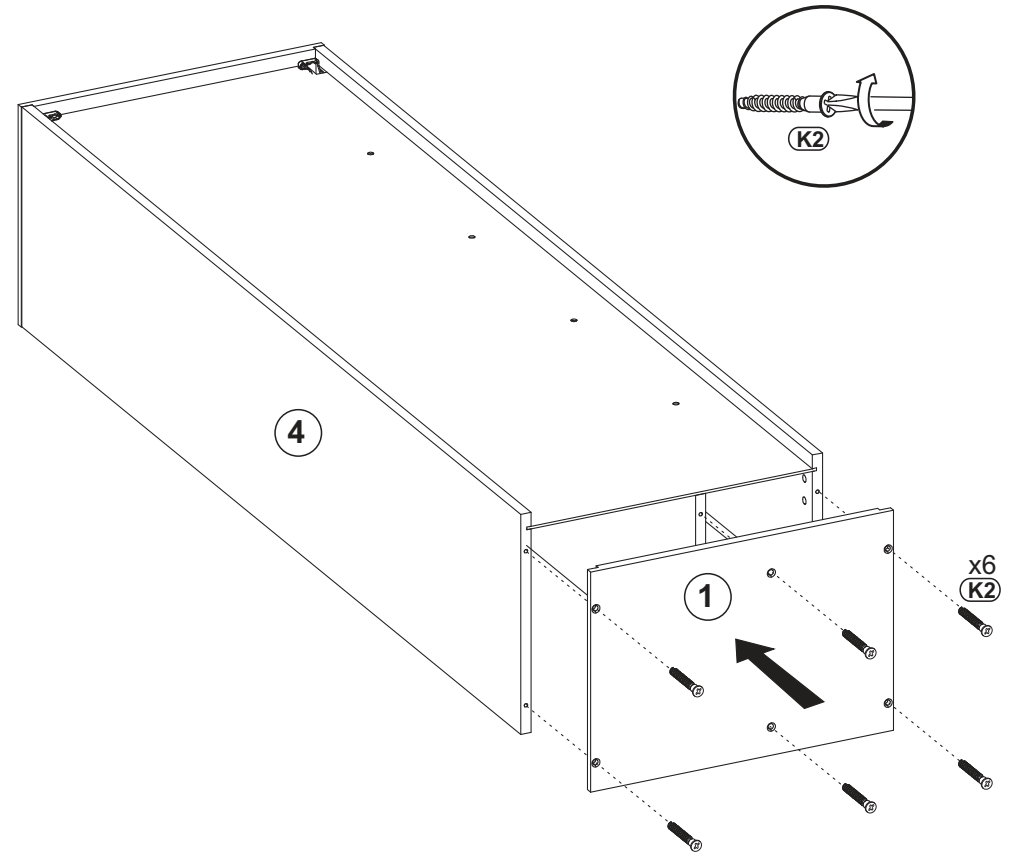
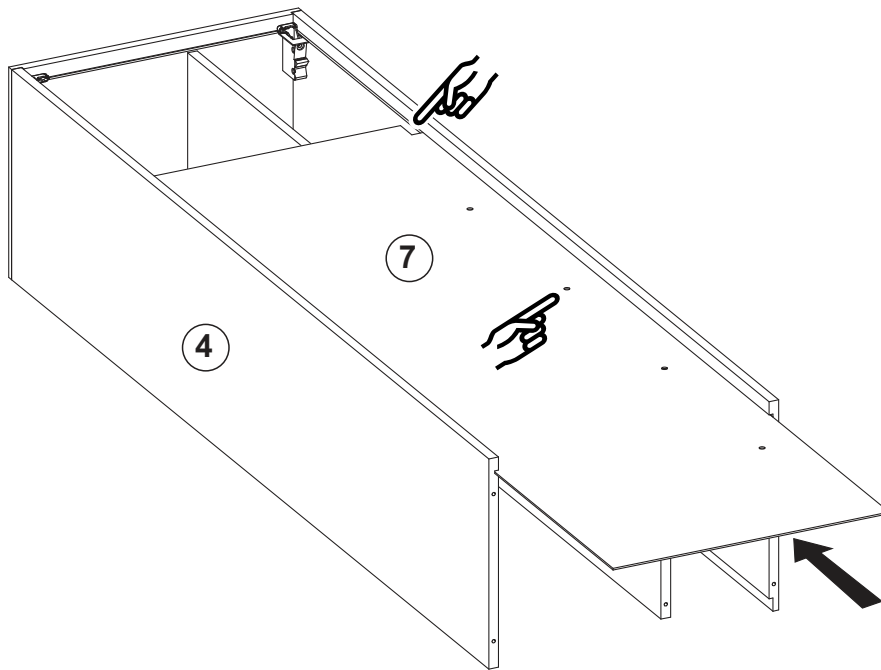
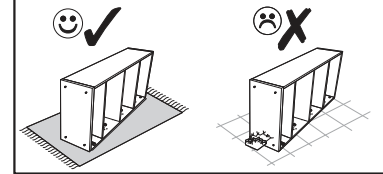
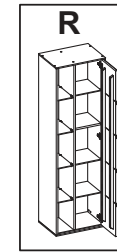
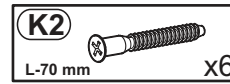
**3** **K2**  L-70 mm x6



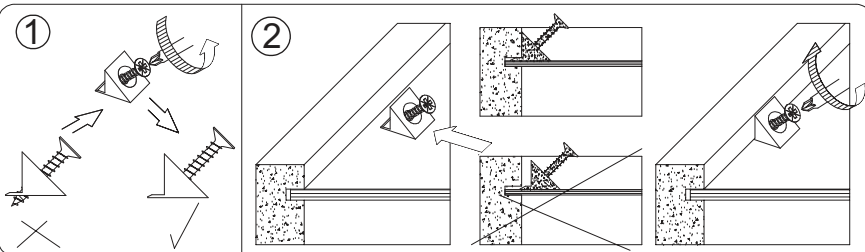
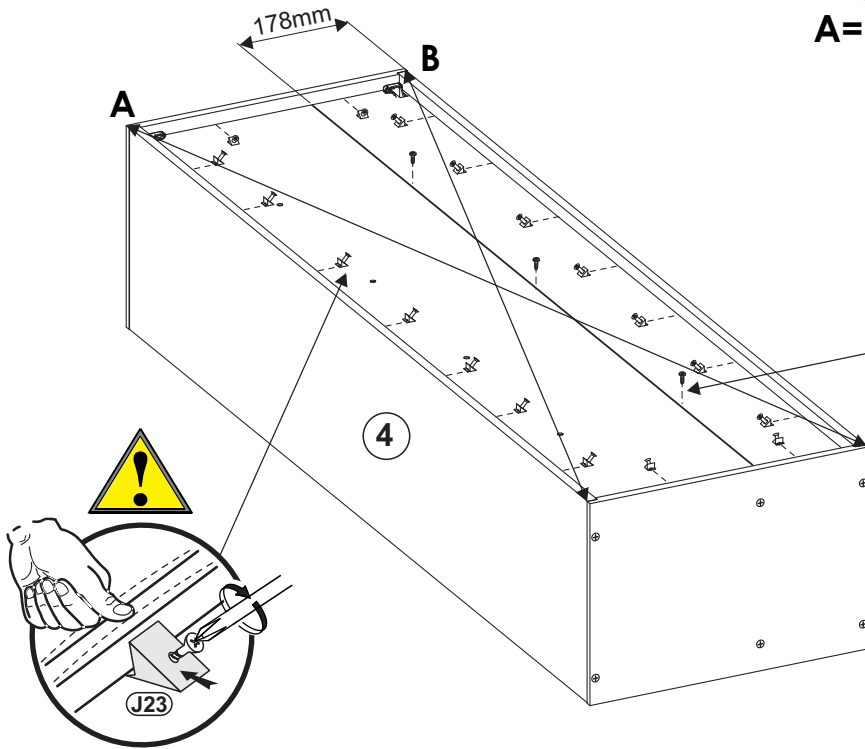
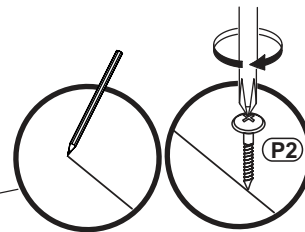


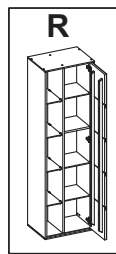
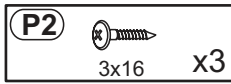
4



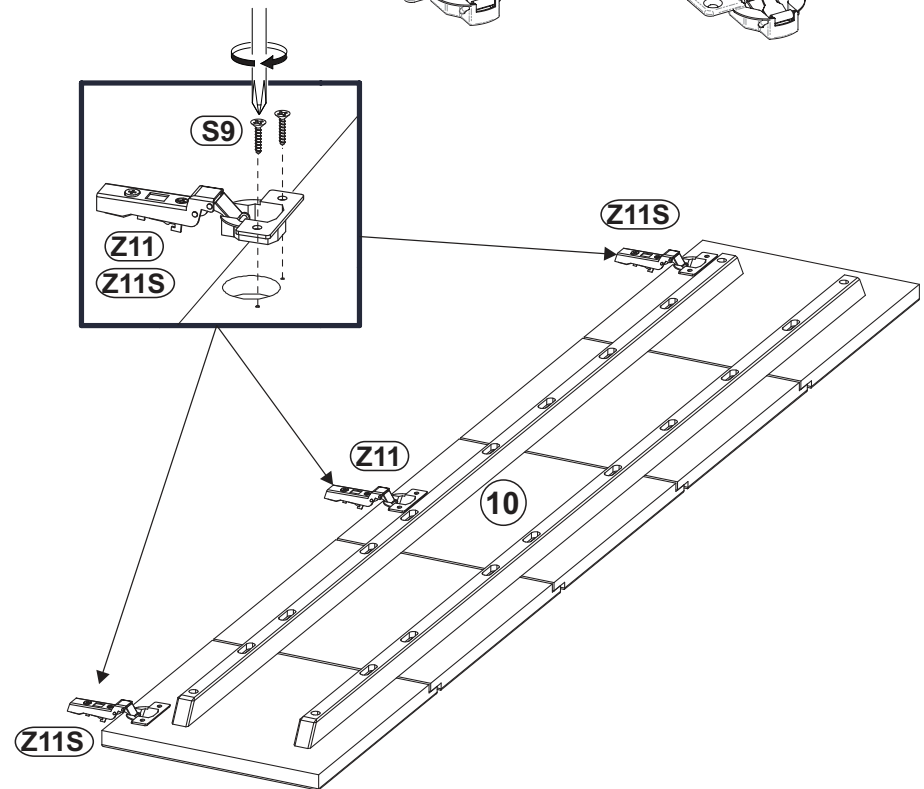
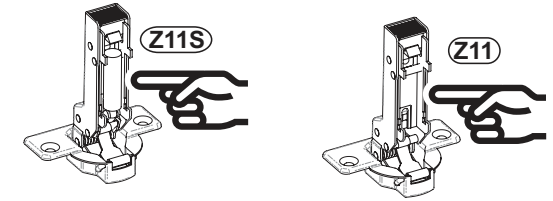
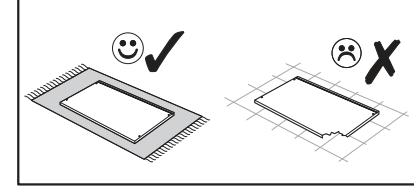
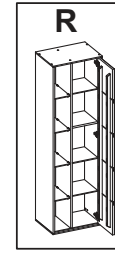
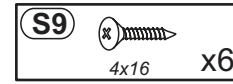


5




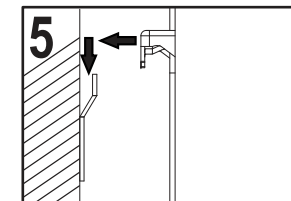
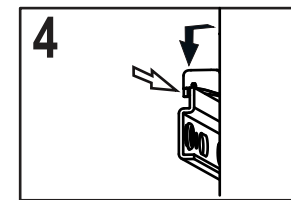
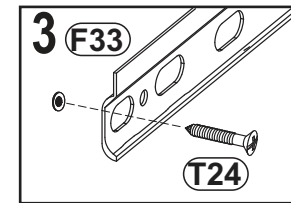
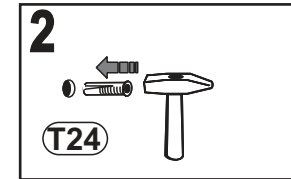
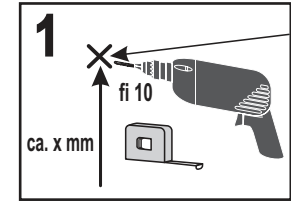
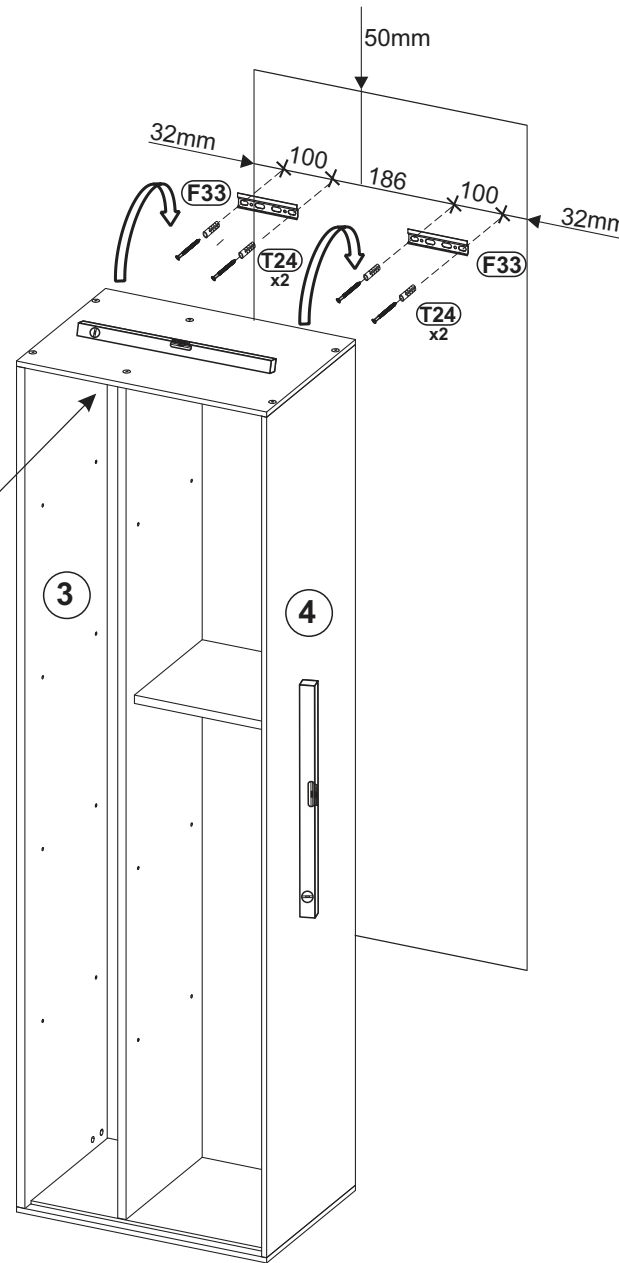
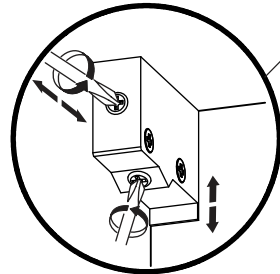
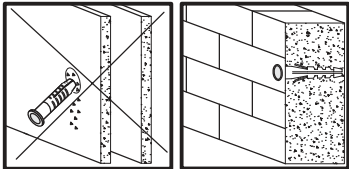
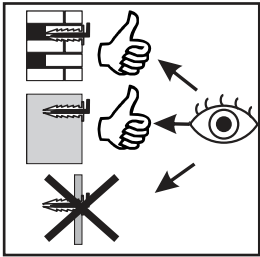
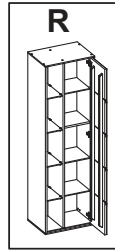
## 6



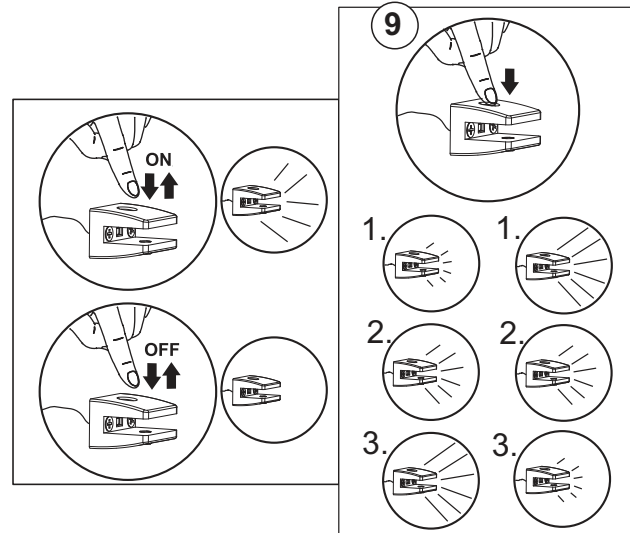
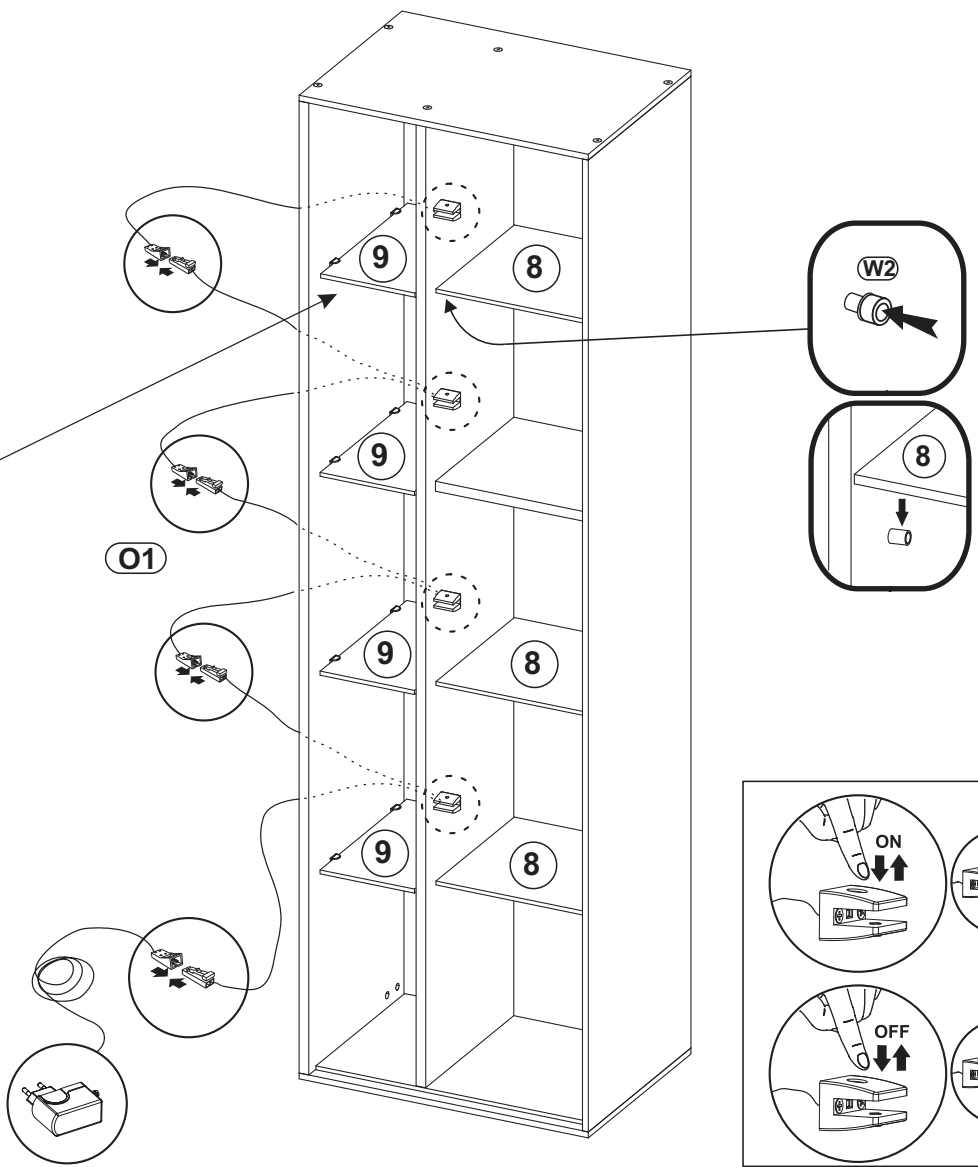
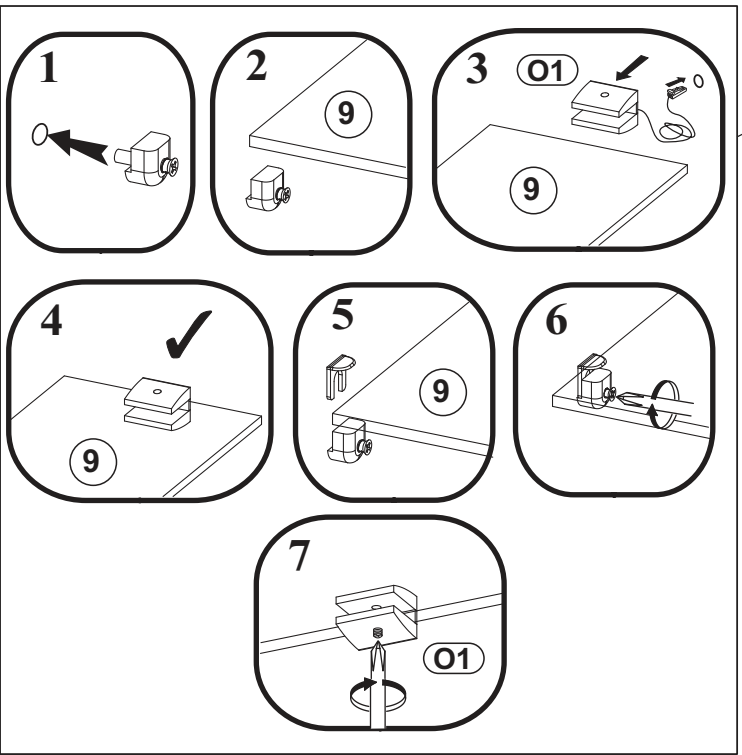
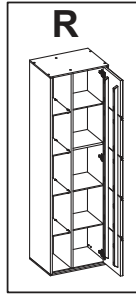
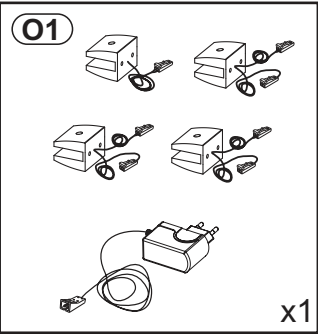
## 7



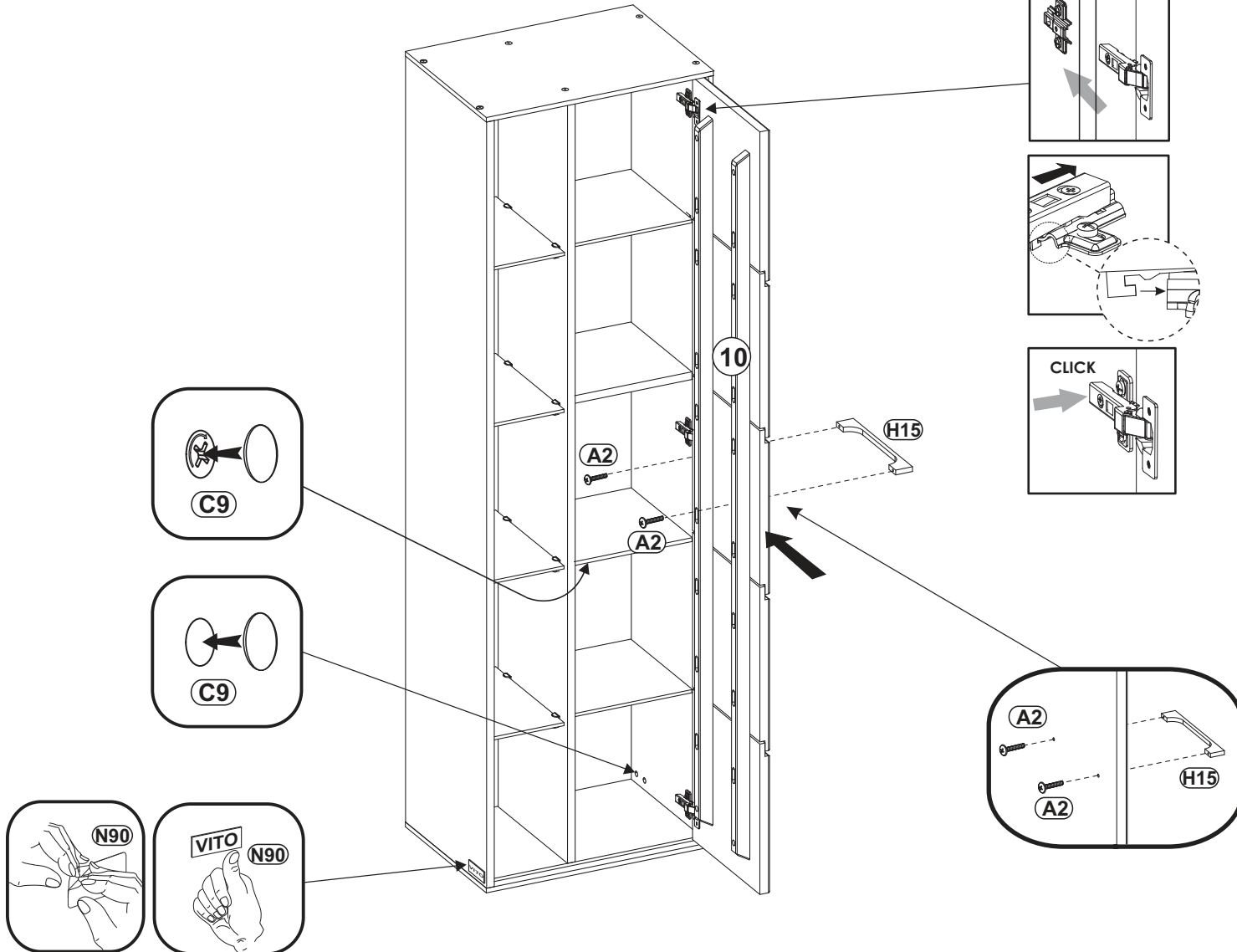
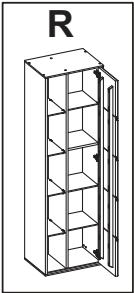
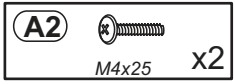
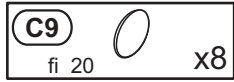
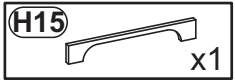
8



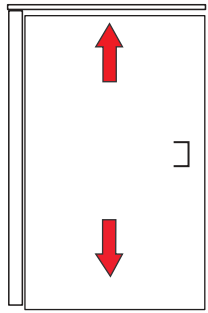
9



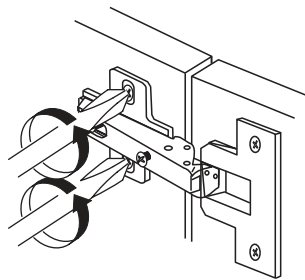
10



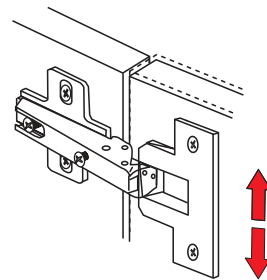




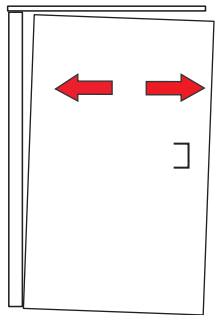
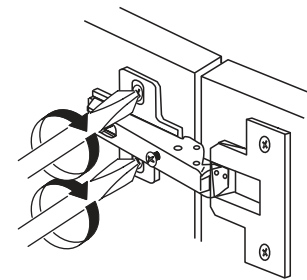
1



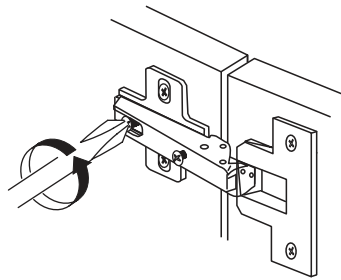
2



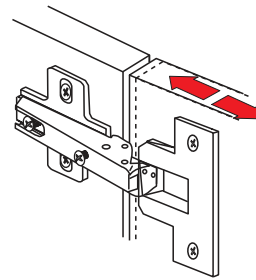
3



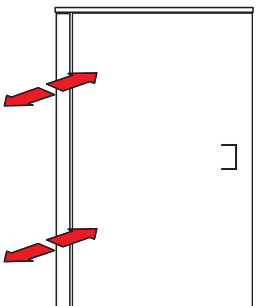
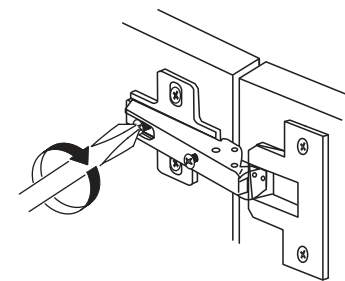
1



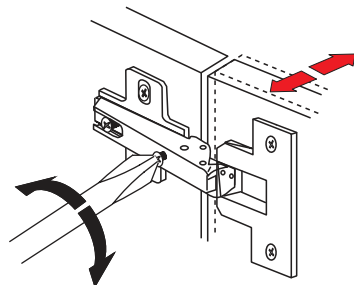
2



3



1





GB

**Instructions for furniture maintenance**

- The maintenance consists in regular cleaning the external and internal surfaces of the furniture.
- Remove any?stains or dirt regularly. The fresh stains are usually to be removed easier and completely
- Materials and agents for maintenance:

**RECOMMENDED** : soft fabric cloths while using proper cleaning and maintenance agents (it is recommended to apply commonly used foams and emulsions) however, before using them it is advisable to do the test on the invisible surface with the agents designed for using for this type of material

**UNACCEPTABLE** : rough sponges, scratchers, detergents, chemical solvents, polishes powders containing abrasive materials and it is also inadvisable to soak with a great amount of water.

PL

**Wskazówki na temat Konserwacji mebli**

- Konserwacja polega na regularnym czyszczeniu zewnętrznych i wewnętrznych powierzchni mebla.
- Na bieżąco usuwać plamy i zabrudzenia. Świeże plamy dają sie zazwyczaj łązej i najczęściej w całości usunąć
- Materiały i środki do konserwacji:

**ZALECANE**: ściereczki z miękkiej tkaniny z użyciem odpowiednich środków czyszcząco -konserwujących (zaleca sie stosowanie ogólnie dostępnych pianek i emulsji) jednak przed użyciem środków czyszcząco - konserwujących zaleca sie przeprowadzenie testu na powierzchni niewidocznej środkami przeznaczonymi dla tego typu naturalnego drewna  
**NIEDOPUSZCZALNE**: twarde gąbki, drapak, detergenty, rozpuszczalniki chemiczne, pasty proszki zawierające środki ściernie oraz niewskazane jest moczenie dużą ilością wody.

DE

**Anweisung zur Möbelpflege**

- Pflege bedeutet regelmäßige Reinigung der äußeren und inneren Möbeloberfläche
- Flecken und Verschmutzungen laufend entfernen. Neue Flecken lassen sich gewöhnlich leicht und häufig völlig entfernen
- Pflegestoffe und -mittel:

**EMPFEHLENSWERT**: Lappen aus weichem Stoff und entsprechendes Reinigungspflegemittel (empfehlenswert sind handelsübliche Schäumen und Emulsionen) allerdings wird vor der Anwendung der Reinigungspflegemittel ein Test auf der unsichtbare Oberfläche empfohlen

**UNZULÄSSIG**: harte Schwämme, Schrubber, Spülmittel, chemische Lösungsmittel, Pasten Pulver mit Schleifmittel sowie Nassmachen mit viel Wasser.

CZ

**Pokyny pro údržbu nábytku**

- Údržba spočívá v pravidelném čištění vnějších a vnitřních povrchů nábytku.
- Škvry a nečistoty okamžitě odstraňujte. Čerstvé škvry je možné snadněji a nejčastěji zcela odstranit
- Materiály a prostředky k údržbě:

**DOPORUČENÉ**: hadříky z měkké látky s použitím vhodných čistících a konzervačních prostředků (doporučuje se používání všeobecně přístupných pének a emulzí) avšak před použitím čistících a konzervačních prostředků se doporučuje provést test na neviditelné části, a to prostředky určenými pro tento typ látky.

**NEDOVOLENÉ**: tvrdé hubky, škrábaky, detergenty, chemické rozpouštědla, pasty prášky obsahující brusné prostředky a nedoporučuje se močit příliš velkým množstvím vody.

FR

**Indications concernant la conservation des meubles**

- La conservation consiste à un nettoyage régulier des surfaces externes et internes du meuble.
- Effacer les taches et les salures immédiatement. D'habitude, les taches fraîches sont plus faciles à effacer.
- Les matériaux et les substances destinés pour la conservation:

**RECOMMANDÉS** : les chiffons mous, en utilisant les moyens convenables destinés pour nettoyer et conserver les meubles (il est recommandé d'utiliser les crèmes et émulsions accessibles au marché) pourtant, avant d'utiliser un liquide, il est recommandé de faire un test sur une surface invisible avec des liquides destinés pour ce type de matériau

**INADMISSIBLES** : éponges dures, radeiros, détergents, dissolvants chimiques, pâtes-poudres contenant les substances abrasives, il n'est recommandé non plus de mouiller les meubles avec de l'eau.

SK

**Pokyny pre údržbu nábytku**

- Údržba spočívá v pravidelnom čistení vonkajších a vnútorných povrchov nábytku.
- Škvry a znečistenia okamžite odstraňujte. Čerstvé škvry môže sa ľahko a najčastejšie celkom odstrániť.
- Materiály a prostriedky na údržbu:

**ODPORUČENÉ**: handričky z mäkkej látky s použitím vhodných čistiacich konzervačných prostriedkov (odporuje sa používanie všeobecne prístupných pen a emulzií) avšak pred použitím čistiacich a konzervačných prostriedkov sa doporučuje provést test na neviditeľnej časti, a to prostriedkami určenými pre tento typ látky

**NEDOVOLENÉ**: tvrdé hubky, škrabáky, detergenty, chemické rozpúšťadla, pasty prášky obsahujúce brusné prostriedky a neodporuje sa močiť príliš veľkým množstvom vody.

NL

**Aanwijzingen voor het onderhoud van meubels**

- Het onderhoud houdt het regelmatig reinigen van de meubels in.
- Verwijder steeds vlekken en vuil. Verse vlekken zijn gewoonlijk gemakkelijker en vaak in hun geheel te verwijderen.
- Onderhoudsmaterialen en -middelen:

**AANBEVOLEN**: doeken van zachte stof met reinigingsmiddelen (het gebruik van algemeen verkrijgbare schuim en emulsies wordt aanbevolen). Voer voor het gebruik van de reinigings- en onderhoudsmiddelen een test uit op een onzichtbare plaats met middelen die bestemd zijn voor dat soort materiaal.

**AFGERADEN**: harde sponzen, krabbers, detergents, chemische oplosmiddelen, pasta's en poeders die schuurmiddelen bevatten. Het wordt ook afgeraden om grote hoeveelheden water te gebruiken.

HR

**Savjeti za Održavanje namještaja**

- Održavanje se sastoji od redovitih čišćenja vanjskih i unutarnjih površina namještaja.
- Redovito uklanjati mrlje i prljavštine. Svježe mrlje mogu biti lakše i najčešće u potpunosti uklonjene.
- Materijali i sredstva za održavanje:

**PREPORUČAMO**: korištenje krpica od mekih tkanina i odgovarajuća sredstva za čišćenje i održavanje (preporuča se koristiti pjene i emulzije dostupne u prodaji) - ali prije nego počnete koristiti sredstva za čišćenje i održavanje, preporučljivo je provesti test tog sredstva na nevidljivoj površini materijala.

**NEDOVOLJENA SREDSTVA**: tvrda spužva, grebalice, deterdženti, hemijska otapala, sredstva u obliku pasti ili praška, koja sadrže abrazivna sredstva, ne preporuča se namakanje velikim količinama vode.

IT

**Indicazioni relative alla conservazione dei mobili**

- La conservazione consiste in una pulizia sistematica delle superfici interne ed esterne del mobile.
- ?- Togliere le macchie e sporchie immediatamente poiche lo sporco fresco solitamente ed interamente e piu facile da eliminare.
- ?- Materiali e mezzi per la conservazione:

**SI RACCOMANDANO**: stracci di tessuto morbido con aggiunta di adeguati prodotti per la pulizia e conservazione (si raccomanda l'utilizzo di schiume ed emulsioni generalmente accessibili nel commercio). Tuttavia, prima di applicare tali prodotti, scelti in base alla superficie da trattare, occorre eseguire il test su una zona meno visibile.

**SONO VIETATI**: spugne dure, raschiatori, detergenti, paste e polveri contenenti sostanze abrasive. Inoltre, e da evitare di bagnare i mobili con l'acqua.

TR

**Mobilya bakým talimatý**

- Mobilya bakýmý, mobilyanýn iç ve dýş ýüzeylerin mintazam bir biçimde temizlenmesinden oluşur.
- Oluşan leke ve kirlenmeleri derhal giderin. Taze lekeler genellikle kolay ve tümüyle çýkar.
- Mobilya bakým malzeme ve araçları

**TAVSÝYELER**: yumuşak bez ve uygun temizleme-bakým araçları (piyasadaki köpük ve emülsiyonlar) tavsiye edilir.

Aşýl temizlemeye geçmeden önce kullanacađnýz ilacı mobilyanýn görünmeyen yüzeyinde test etmeyi ihmal etmeyiniz.

**UYARI**: sert sünger, tel sünger, tiner, çizici özelliđli olan deterjan, toz deterjan asla kullanmayın. Mobilya yüzeylerini fazla ıslatmayın

HU

**Bútor ápolására vonatkozó útmutatók**

- Áz ápoláshoz a bútor külső és belső felületének rendszeres tisztítása tartozik.
- Folyamatosan kell a foltokat és a szennyzedéseket eltávolítani. A friss foltok általában könnyebben és gyakran teljesen eltávolíthatók.
- Ápolási anyagok és szerek:

**JAVASOLT**: a tisztításhoz puha rongyot ( ruhát) és megfelelő ápolási szereket használnak (javasolt a kereskedelemben elérhető habok és emulziók használata) a tisztító-ápolási szerek használata előtt a nem látható (nem szembetűnő) felületen adott szerrel egy próbatesztet kell elvégezni .

**TILOS**: a kemény szivacs, kaparó, mosószer, vegyi oldószer, sűrűszoerek tartalmazó porok és paszták használata, a tisztításhoz nem szabad nagy mennyiségű vizet használni és abban zdatni.

RO

**Sfaturi pentru întreținerea mobilei**

- Întreținerea constă în curățarea regulată a suprafețelor exterioare și interioare ale mobilierului.
- Petele și murdăria trebuie sc îndepărtate imediat. De obicei, petele proaspete pot să fie mai ușor și complet eliminate.
- Materiale și detergenți de întreținere:

**RECOMANDATE**: ștergerea cu o cârpă moale, și utilizarea unor detergenți pentru curățare și întreținere (este recomandată să utilizați spume disponibile în comerț și emulsii), cu toate acestea, înainte de aplicarea detergenților pentru curățare-întreținere, se recomandă să se efectueze testul pe o suprafață disponibilă invizibilă din acest tip de material

**NIȚIODATĂ**: bureți duri, lavete abrazive, detergenți, solvenți, substanțe chimice, pulberi, paste care conțin substanțe abrazive; nu este recomandată nici umezirea cu o cantitate mare de apă

ES

**Indicaciones para conservación de los muebles**

- La conservación consiste en la limpieza corriente de las superficies externas e internas del mueble.
- Quitense las manchas y suciedades según vayan apareciendo. Las manchas recientes suelen quitarse ligera y completamente.
- Materiales y productos para conservación:

**SE RECOMIENDAN**: trapo de tela suave con la utilización de los productos correspondientes de limpieza y conservadores (se recomiendan las espumas y emulsiones disponibles en el mercado). No obstante, antes de usar el producto de limpieza y conservador se recomienda hacer una prueba en la superficie invisible con los productos apropiados para este tipo de materia.

**NO SE ADMITE EL USO DE**: esponjas duras, metálicas, detergentes, disolventes, cremas, polvos que contienen agentes abrasivos. Tampoco se puede mojar el mueble con demasiada cantidad de agua.

RU

**РекомендацийпоКуходуКзаМебелью**

- УходЗаТмебельюПредусматриваетТрегулярнуюТпротиркуТвнешнейТиТвнутреннейТповерхностиТмебели.
- ПятнаТиТзагрязненияТснимаютТсразуТже.ТсвежиеТпятнаТудаляютсяТлегчеТиТзачастуюТполностью.
- ТматериалыТиТсредстваТпоТуходу:

**РЕКОМЕНДУЕМЫЕ**: тряпочкиТизТмягкойТтканиТсТприменениемТсоответственныхТчистяще-консервирующих средствТ(рекомендуетсяТприменениеТобщедоступныхТпенкиТиТэмульсий).Тоднако,ТпередТприменениемТчистяще-консервирующегоТсредстваТследуетТпровестиТтестТнаТзакрытойТповерхностиТмебели.

**НЕКРЕКОМЕНДУЕМЫЕ**: жесткиеТгубки,Тнаждаки,Тдeterгенты,ТхимическиеТрастворители,ТпастыТиТпорошки сТсодержаниемТабразивныхТвеществ.ТнеТдопускатьТскопленияТводыТнаТповерхностиТмебели.

<p><b>PL</b></p> <p>Informacja o produkcie z drewna litego i okleiny naturalnej:  Drewno jest żywym produktem natury o różnych kolorach i strukturach. Powstaje ono przez naturalne zrosty i rozgałęzienia. Śęki oraz różnorodność usłojenia są charakterystycznymi cechami naturalnego drewna i nie dają podstawy do reklamacji. Zmiana klimatu może prowadzić do powstawania na powierzchni mebla małych rys lub wypaczania.  Drewno z każdego pnia ma inny wygląd, inne usłojenie i kolorystykę.  Różnice kolorystyczne po wybarwieniu występujące w okleinie czy też drewnie są naturalną cechą drewna i nie podlegają reklamacji.  Każde drewno reaguje na zmiany otoczenia i wilgotności powietrza.  Optymalna temperatura około 20°C i wilgotności 40-70% powoduje tylko nieznaczącą pracę drewna.  Konservacja polega na regularnym czyszczeniu zewnętrznych i wewnętrznych powierzchni mebla. Na bieżąco usuwać plamy i zabrudzenia.  Zalecane materiały i środki konserwacji: ściereczki z miękkiej tkaniny z użyciem odpowiednich środków czyszcząco-konserwujących.  Przed użyciem przeprowadzić test na nie widocznej powierzchni.</p>	<p><b>EN</b></p> <p>Solid wood and natural veneer product information:  Wood is a living product of nature that can vary in colour and structure. It is formed through natural fusions and bifurcations. Knots and diverse figures are typical features of natural wood, and cannot be complained about.  Change in climate can result in small cracks and warps on the surface of the furniture.  Each trunk yields wood of different appearance, figure and colour.  Differences in colour that can appear on both veneer and wood after dyeing are a natural feature of wood and cannot be complained about.  Every type of wood responds to changes in the environment and air humidity.  At an optimum temperature of 20°C and a humidity of 40-70%, wood works only slightly.  Maintenance involves regular cleaning of the external and internal surfaces of the furniture. Remove stains and dirt on a regular basis.  Recommended materials and maintenance products: soft cloths used with appropriate cleaning and maintenance products.  Test them in a non-prominent place before use.</p>
<p><b>HR</b></p> <p>Podatci o proizvodima od punog drva i prirodnog furnira:  Drvo je živi proizvod prirode i može varirati u boji i strukturi. Stvara se kroz prirodno stapanje i račvanje.  Čvorovi i različiti uzorci uobičajene su karakteristike prirodnog drva, stoga ne mogu biti predmet prigovora.  Promjene u klimi mogu prouzročiti male pukotine i izvitoperenosti na površini namještaja. Svako drvo daje drvenu građu drugačijeg izgleda, oblika i boje. Razlike u boji, koje se mogu pojaviti i na furniru i na drvu nakon bojanja, prirodna su značajka drva i na to se ne može prigovoriti.  Svaka vrsta drva reagira na promjene u okolini i vlažnosti zraka. Na optimalnoj temperaturi od 20°C i vlažnosti zraka od 40-70 %, promjene na drvu su neznatne.  Održavanje uključuje redovito čišćenje vanjskih i unutarnjih površina namještaja. Redovito uklanjajte mrljice i prašinu.  Preporučena sredstva i materijali za čišćenje: mekane krpe korištene zajedno s prikladnim sredstvima za čišćenje i održavanje.  Isprobajte ih najprije na površini koja nije vidljiva.</p>	<p><b>CS</b></p> <p>Informace o výrobku z masivního dřeva a přírodní dýhy:  Dřevo je živý produkt přírody s různými barvami a strukturami. Se vytváří přirozenými srůsty a větvení.  Suky a různé letokruhy jsou typické prvky přírodního dřeva a nedávají důvod k reklamaci.  Změna klimatu může vést ke vzniku na povrchu nábytku drobných prasklin nebo deformace.  Každý kmen dává dřevo různého vzhledu, letokruhu a barvy.  Rozdíly v barvě po zbarvení vyskytující se jak v dýhy a ve dřevě jsou přirozenou vlastností dřeva a nedávají důvod k reklamaci.  Každý druh dřeva reaguje na změny v životním prostředí a vlhkosti vzduchu.  Při optimální teplotě 20°C a vlhkosti 40-70% dřevo funguje jen mírně.  Údržba zahrnuje pravidelné čištění vnějších i vnitřních povrchů nábytku. Odstraňte pravidelně skvrny a nečistoty.  Doporučené materiály a prostředky na údržbu: utěrky z měkké tkaniny s příslušnými prostředky čistící a na údržbu.  Před použitím udělejte si test na skryté oblasti.</p>
<p><b>FR</b></p> <p>Information sur le produit en bois massif et placage naturel :  Le bois est un produit vivant de la nature qui peut varier en couleur et structure. Il se forme par des groupements et branchements naturels. Les nœuds et les diverses statures sont les caractéristiques typiques du bois naturel et ne peuvent pas faire l'objet d'une réclamation. Les changements climatiques peuvent avoir pour effet de petites fissures et gauchissements sur la surface du meuble. Chaque tronc donne un bois d'apparence, de stature et de couleur différente. Les différences de couleur qui peuvent se produire, après la teinture, autant sur le placage que sur le bois sont une caractéristique naturelle du bois et ne peuvent pas faire l'objet d'une réclamation. Chaque type de bois réagit aux changements environnementaux et d'humidité de l'air. A une température optimale de 20°C et une humidité de 40-70%, le bois ne travaille pas que très légèrement. L'entretien consiste à nettoyer régulièrement les surfaces internes et externes des meubles. Enlever régulièrement les taches et la saleté. Matériaux et produits d'entretien recommandés: lingettes douces avec les produits de nettoyage et d'entretien appropriés. Avant de les utiliser, il faut les tester à un endroit invisible.</p>	<p><b>ES</b></p> <p>Información sobre el producto de madera maciza y chapa natural:  La madera es un producto vivo de la naturaleza que puede variar en color y estructura. Se forma a través de fusiones y ramificaciones naturales. Nudos y diversas figuras son características típicas de la madera natural y no pueden ser objeto de reclamación. Cambios climáticos pueden resultar en pequeñas grietas y deformaciones en la superficie del mueble. Cada tronco da una madera de apariencia, figura y color diferentes. Las diferencias de color que pueden aparecer tanto en la chapa como en la madera después de la decoloración son una característica natural de la madera y no pueden ser objeto de reclamación. Cada tipo de madera responde a los cambios en el medio ambiente y la humedad del aire. A una temperatura óptima de 20 ° C y una humedad del 40-70%, la madera trabaja sólo un poco. El mantenimiento consiste en limpiar regularmente las superficies externas e internas de los muebles. Elimina manchas y ensuciamientos sobre. Materiales y productos de mantenimiento recomendados: paños blandos con productos de limpieza y mantenimiento adecuados. Antes de su uso, pruébalos en un lugar invisible.</p>
<p><b>NL</b></p> <p>Informatie over het product uit massief hout en natuurlijke fineer:  Hout is een levend product van de natuur dat kan variëren in kleur en structuur. Het is gevormd door natuurlijke fusies en opsplijningen. Kwasten en verschillende jaarringen zijn typische kenmerken van natuurlijk hout en kan daarover niet worden geklaagd. Klimatologische veranderingen kunnen leiden tot het optreden van kleine scheurtjes en krommingen op het oppervlak van het meubel. Elke stam geeft hout van verschillend uiterlijk, figuur en kleur. Verschillen in kleur die zich na het verven kunnen voordoen op zowel fineer en hout zijn een natuurlijk kenmerk van hout en kan daarover niet worden geklaagd. Elk type van hout reageert op veranderingen in het milieu en de luchtvochtigheid. Bij een optimale temperatuur van 20 ° C en een luchtvochtigheid van 40-70% werkt hout slechts in geringe mate. Het onderhoud bestaat uit het regelmatig reinigen van de uitwendige en inwendige oppervlakken van het meubel. Verwijder vlekken en vuil op een regelmatige basis. Aanbevolen materialen en onderhoudsproducten: zachte lappen met de juiste reiniging- en onderhoudsproducten. Test ze in een niet prominente plaats voor gebruik.</p>	<p><b>DE</b></p> <p>Angaben zum Produkt aus Vollholz und natürlichem Furnier:  Holz ist ein lebendiges Produkt der Natur, das farblich und strukturell variieren kann. Es wird durch natürliche Verschmelzungen und Verzweigungen gebildet. Äste und verschiedene Wuchsmerkmale sind typische Merkmale natürlichen Holzes und können keinen Anlass für Beschwerden geben. Klimaänderungen können zu geringe Risse und Vorwölbungen auf der Möbelloberfläche verursachen. Jeder Stamm gibt Holz mit unterschiedlichem Erscheinungsbild, Wuchs und Farbton. Abweichungen in Farbe, die nach Ausfärbung sowohl auf dem Furnier als auch auf dem Holz auftreten können, sind ein natürliches Merkmal des Holzes und können keinen Anlass für Beschwerden geben. Jede Holzart reagiert auf Umwelt- und Luftfeuchteveränderungen. Bei einer optimalen Temperatur von 20°C und einer Feuchte von 40-70% arbeitet Holz nur geringfügig. Zur Instandhaltung gehört regelmäßiges Reinigen der Außen- und Innenflächen von Möbeln. Entfernen Sie Flecken und Schmutz regelmäßig. Empfohlene Materialien und Instandhaltungsmittel: weiche Wischlappen zusammen mit entsprechenden Reinigungs- und Instandhaltungsmitteln. Testen Sie diese vor dem Gebrauch an einer unsichtbaren Stelle.</p>
<p><b>RU</b></p> <p>Информация о продукте из массивного натурального дерева и натурального фанера:  Древесина является живым природным продуктом, который может варьироваться по цвету и структуре. Сучья и различные узлы являются типичными признаками натурального дерева, поэтому они не являются предметом претензий. Изменения климата могут привести к образованию мелких трещин и искривлениям на поверхности мебели. Каждый ствол дает древесину разного внешнего вида, формы и цвета. Различия в цвете после окраски являются естественной характеристикой древесины и не являются предметом претензий. Каждый тип древесины реагирует на изменения в окружающей среде и влажности воздуха. При оптимальной температуре 20 ° C и влажности 40-70% древесина работает только слегка. Уход за мебелью включает регулярную чистку внешних и внутренних поверхностей мебели. Регулярно удаляйте пятна и грязь. Рекомендуемые материалы и средства для ухода: мягкие салфетки с соответствующими средствами для очистки и ухода. Перед использованием их необходимо протестировать в незаметном месте.</p>	<p><b>RO</b></p> <p>Informații despre produsele din lemn masiv și din furnir natural:  Lemnul este un produs viu al naturii ale cărei structură și culoare sunt variabile. La naștere prin fuziuni și bifurcări naturale. Nodurile și diversele modele sunt caracteristici tipice ale lemnului natural și nu pot face obiectul sesizărilor. Modificarea climatului poate determina mici crăpături și deformări pe suprafața mobilei. Fiecare trunchi produce lemn cu înfățișarea, modelul și culoarea diferite. Diferențele de culoare care pot apărea atât pe furnir cât și pe lemn în urma uscării reprezintă o caracteristică naturală a lemnului și nu se pot face sesizări în acest sens. Fiecare tip de lemn reacționează la modificările mediului și ale umidității aerului. La o temperatură optimă de 20°C și la o umiditate de 40-70%, lemnul suferă numai modificări ușoare. Întreținerea presupune curățarea periodică a suprafețelor interioare și exterioare ale mobilierului. Îndepărtați regulat petele și murdăria. Materiale și produse de întreținere recomandate: cârpe moi și produse de curățare și întreținere adecvate. Testați-le în zone neexpușe privirii înainte de a le utiliza.</p>
<p><b>SK</b></p> <p>Informácie o výrobku z masívneho dreva a prírodnej dýhy  Drevo je živý produkt prírody s rôznymi farbami a štruktúrami. Sa vytvára prirodznými zrasty a vetvenia. Hrče a rôzne letokruhy sú typické prvky prírodného dreva a nedávajú dôvod k reklamácii. Zmena klímy môže viesť k vzniku na povrchu nábytku drobných prasklín alebo deformácie. Každý kmeň dáva drevo rôzneho vzhľadu, letokruhov a farby. Rozdiely vo farbe po farbení vyskytujúce sa ako v dýhy a v dreve sú prirodzenou vlastnosťou dreva a nedávajú dôvod k reklamácii. Každý druh dreva reaguje na zmeny v životnom prostredí a vlhkosti vzduchu. Pri optimálnej teplote 20°C a vlhkosti 40-70% drevo funguje len mierne. Údržba zahŕňa pravidelné čistenie vonkajších i vnútorných povrchov nábytku. Odstráňte pravidelné skvrny a nečistoty. Doporučené materiály a prostriedky na údržbu: utierky z mäkkej tkaniny s príslušnými prostriedkami čistiacimi a na údržbu. Pred použitím urobte si test na skryté oblasti.</p>	<p><b>TR</b></p> <p>Sert ahsap ve dogal ağaç kaplama hakkında ürün bilgisi:  Renk ve yapı itibariyle değişkenlik gösterenler ahsap, doğanın canti bir ürünüdür. Dogal füyuzonlar ve bifurkasyon yoluyla biçimlendirilir. Dogal ağaçtan tipik bir özelliği budak oygunu ve farkli desenlere sahip amasidir, bu olmasi gereken bir özelliiktir. Sicaklik degisimi mobilya yüzeyinde ufak çatlaklara ve egriyelere sebep olabilir. Ağaç gövdeleri ahsaba farklı renk kazandırır, desen ve renk kazandırır. Boyamadan sonra ahsap ve ağaç kaplamada oluşabilecek renk farklılıkları ahsabın dogal bir özelliğinden kaynaklıdır, bunda şüphe yoktur. Ahsabın tüm çeşitleri ahsap ve nem değısiminden etkilenir. Ahsap için uygun sicaklik 20°C ve nem oranı %40-70 arasıdır. Mobilyanın hem iç hem de dış yüzeyinin düzenli bir şekilde temizlenmesi gerekir. Leke ve kirleri muntazaman siliniz. Onerilen materyal ve bakım ürünleri: Uygun temizleme ve bakım ürünlerini yumuşak bir bez yardımıyla uygulayınız. Ürünleri uygulamadan önce ufak bir yüzeyde test ediniz.</p>
<p><b>HU</b></p> <p>Tájékoztató a tömör fából és természetes furnélemezből készült termékről.  A fák a természetben található élőlények, amelyek különféle színűek és szerkezetűek lehetnek. A természetben a sejtek egyesülése és osztódása révén keletkeznek. A természetes fa jellemzői a csomók és a különféle alakzatok, melyek ellen kifogást emelni nem lehet. Az éghajlati változás következtében kisebb repedések és vetemedések megjelenhetnek a bútor felületén. Az egyes fátörzsekből származó faanyagok eltérő megjelenésűek, mintázatúak és színűek. A festést követően a furnérből származó faanyagok eltérő megjelenésűek, mintázatúak és színűek. Minden faanyagra hatással van a környezeti változás és a levegő nedvességtartalma. Az optimális 20°C-os hőmérsékletű és 40-70%-os nedvességtartalmú levegő csupán némileg van kihatással a fára. Az ápolás során a bútor külső és belső felületeit a szokásos módon kell tisztítani. Rendszeres időközönként távolítsa el a foltokat és a szennyeződéseket. Az ápoláshoz ajánlott anyagok és tisztítószer: puha törülgy, valamint megfelelő tisztító- és ápolószer. Felhasználásuk előtt egy nem szembetűnő helyen végezzen próbatisztítást!</p>	<p><b>IT</b></p> <p>Informazione sul prodotto in legno massiccio e impiallacciatura naturale:  Il legno è un prodotto vivente della natura che può variare in colore e struttura. E formato attraverso fusioni e diramazioni naturali. Nodi e differenti figurezioni sono le caratteristiche tipiche del legno naturale e non possono essere oggetto di un reclamo. Cambiamenti climatici possono avere come conseguenza spaccature e imbarcamenti piccoli sulla superficie dei mobili. Ogni fusto da un legno di differente aspetto, figurazione e colore. Differenze di colore che possono presentarsi sia sull' impiallacciatura sia sul legno dopo la decolorazione sono una caratteristica naturale del legno e non possono essere oggetto di un reclamo. Ogni tipo di legno risponde ai cambiamenti ambientali e di umidità dell' aria. Con una temperatura ottimale di 20°C e un' umidità di 40-70%, il legno lavora solo poco. La manutenzione consiste nella pulizia regolare delle superfici esterne ed interne del mobile. Rimuovere regolarmente macchie e sporchie. Materiali e mezzi di manutenzione raccomandati: stracci morbidi con mezzi di pulizia e di manutenzione adatti. Prima dell'uso provarle in un luogo invisibile.</p>