




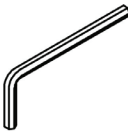
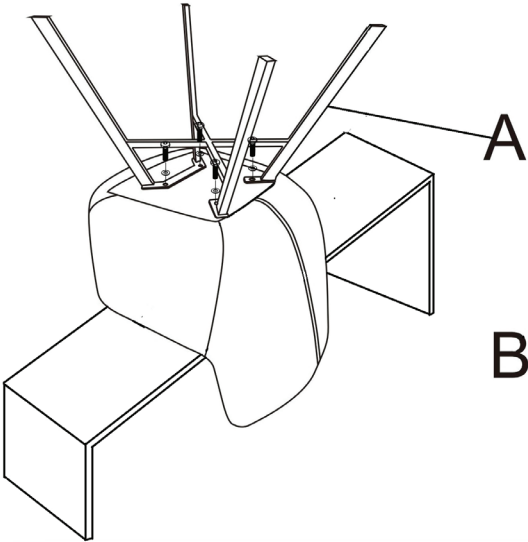
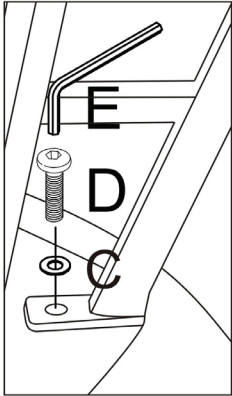


# ASSEMBLY INSTRUCTION

<b>A</b>	X1	<b>B</b>	X1	<b>C</b>	X4	<b>D</b>	X4	<b>E</b>	X1	
						 M6x20mm				

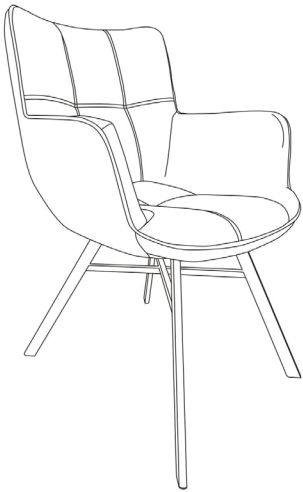
## STEP1 Tighten the screws 70%

Tighten 70%



## STEP2

Place the chair on a flat surface  
Make sure the chair is stable  
Tighten the screws to 100%



Tighten 100%

## STEP3

