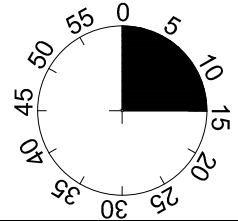

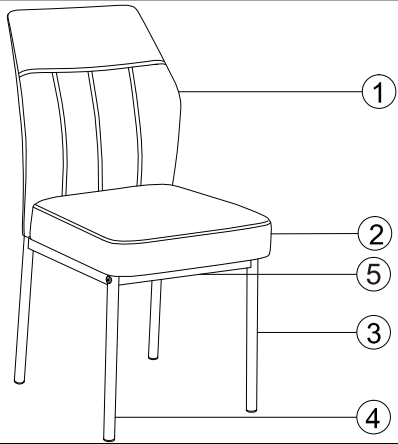


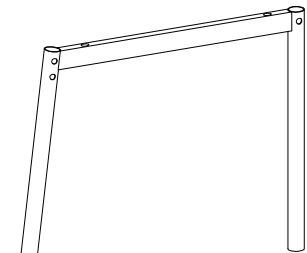
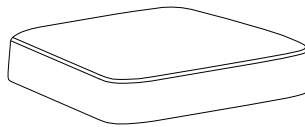
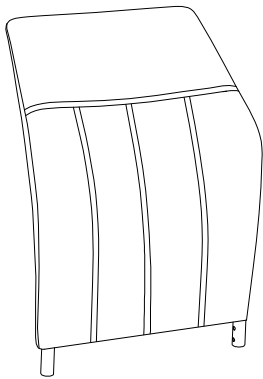
Almada



1

2

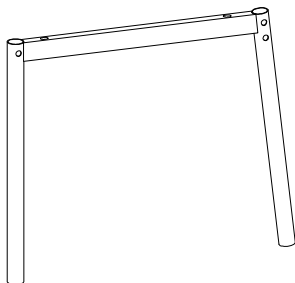
3



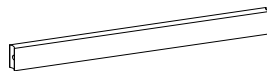
R

4

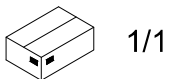
5



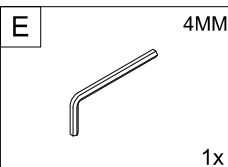
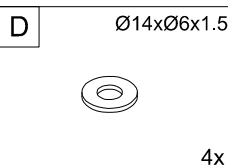
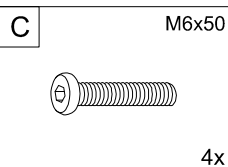
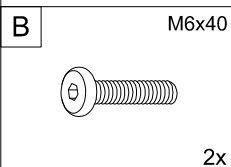
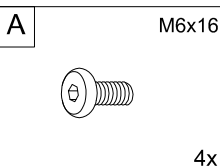
L



1	1 x
2	1 x
3	1 x
4	1 x
5	1 x



1/1



1.

1

B M6x40
2x

E 4MM
1x

75%

2

A M6x16
4x

E 4MM
1x

75%

3

C M6x50
4x

D Ø14xØ6x1.5
4x

E 4MM
1x

75%

4

D 4MM
1x

100%



**LE TRI
+ FACILE**



Séparez les éléments avant de trier